



### LTR Series

tilt-open wall rack,  
recessed or surface mount

Mounting Rails	
Top Bay	fixed, tapped 10-32
Bottom Bay	adjustable, tapped 10-32
Rack Units	
Top Bay	3U
Bottom Bay	2, 3, or 4U
Overall Height	35.00 in.
Overall Depth	5.13, 6.88, or 8.07 in.
Overall Width	24.50 in.
Load Capacity	100 lbs.



### RCC Series

remote consolidation cabinet

Mounting Rails	
Top Bay	pivoting, tapped 10-32
Bottom Bay	adjustable, tapped 10-32
Rack Units	
Top Bay	2U x 2 in. D (horizontal mount)
Bottom Bay	2U x 23 in. D (vertical mount)
Overall Depth	5 in.
Overall Width	25.50 in.
Overall Height	28.50 in.
Load Capacity	150 lbs.



### LCR Series

credenza rack, fully-welded

Mounting Rails	
corner-post, tapped 10-32	
Rack Units	
8, 10, 12, or 14U	
Overall Depth	16, 18, 20, or 23 in.
Overall Width	19.25 in.
Load Capacity	250 lbs.



### LDSR Series

desk-top rack, sloped front

Side Panels	welded
Rear Access Cover	optional
Mounting Rails	
fixed, tapped 10-32	
Rack Units	
7, 10, or 12U	
Overall Depth	18 in.
Overall Width	21.10 in.



### LPR Series

portable rack

Side Panels	welded, recessed handles
Rear Door	included
Front Door	included
Mounting Rails	
adjustable, tapped 10-32	
Rack Units	
14, 21 or 24U	
Overall Depth	22 or 27 in.*
Overall Width	23.06 in.*
Load Capacity	900 lbs. (UL Listed)
Third Party Listing	UL2416



\* Dimensions are without front door.

## RACKWARE® ACCESSORIES

- Doors & Access Panels
- Side Panels
- Mobile & Stationary Bases
- Tops & Covers
- Mounting Rails
- Shelves
- Drawers
- Blank, Vented, & Punched Panels
- Cable Management
- Thermal Management
- Lighting
- Hardware



US-214



UDP-314



CMD-2H



FW3-3T

## POWER DISTRIBUTION

- 19" Power Panels
- Power Strips
- Uninterruptible Power Supplies (UPS)
- Multi-Output Power Supplies
- Power Sequencers (SEQ)
- Remote Power Controls (RPC)
- Power Relays
- Advanced Surge Protection
- Low-Voltage (SPST) Switches

ACSPR-RPC1-1509



UPS8 Series



RPC Series



ACSP Series

Visit [www.lowellmfg.com](http://www.lowellmfg.com) to find all of  
Lowell's TAA-compliant products



LOWELL MANUFACTURING COMPANY

100 Ingram Drive, Pacific, MO 63069 USA

800-325-9660 | 636-257-3400

sales@lowellmfg.com

©2026


R0126-BR-DIGI



TOP SELLERS

# RACK GUIDE

*Lowell, a proud USA manufacturer since 1947,  
sources only American-made steel to build strong,  
TAA-compliant racks and accessories —  
the backbone that supports your critical systems.*



**Lowell**  
www.lowellmfg.com

**100%** OF LOWELL RACKS ARE TAA COMPLIANT

**A COMPLETE LINE-UP OF RACK ACCESSORIES**

— Doors, Shelves, Drawers, Cable Managers, and More —  
Visit [lowellmfg.com](http://lowellmfg.com) for accessories built to provide a strong, stable foundation for your critical equipment.

**MADE IN THE USA WITH USA-CERTIFIED STEEL**

Lowell Racks, and virtually all 19" rack accessories, are punched, formed, welded, and assembled using USA-certified steel in Pacific, Missouri.



<b>DAT Series</b>	data/network rack (or frame only)
Side Panels	included
Rear Door	included, split, fully-vented
Front Door	included, fully-vented
Mounting Rails	adjustable, 2-pair, sq. holes
Rack Units	24, 42, 45 or 48U
Overall Depth	36, 42 or 48 in.
Overall Width	24.00 in. or 31.50 in.
Finish	black
Load Capacity	3150 lbs.



<b>LDR Series</b>	designer rack*
Side Panels	included
Rear Access Cover	included
Front Door	included, plexi-glass
Mounting Rails	adjustable, tapped 10-32
Rack Units	18, 27, 35, or 42U
Overall Depth	24 in.
Overall Width	22.31 in.
Load Capacity	500-1200 lbs.

\*Available with pre-installed accessories, see LCDR Series.



<b>LPTR Series</b>	pull & turn rack
Mounting Rails	corner-post, tapped 10-32
Rack Units	10, 12, 14, or 16U
Overall Depth	19.68 or 23.69 in.
Overall Width	19.13 in.
Load Capacity	125-250 lbs.*
Ships	unassembled

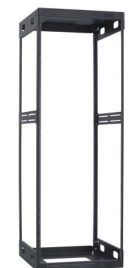
\*Dependent upon model, see specs for details.



<b>LGR Series</b>	gangable rack
Side Panels	optional
Rear Door	included
Front Door	optional
Rack Top Rails	tapped 10-32
Mounting Rails*	adjustable, tapped 10-32
Rack Units	24, 35, 40 or 44U
Overall Depth	27, 32, 36 or 42 in.
Overall Width	23.06 in.
Load Capacity	3150 lbs. (UL Listed)
Third Party Listing	UL2416



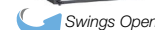
\*2-pair on deeper models, see specs for details.



<b>LXR Series</b>	slim-frame rack*
Mounting Rails	corner-post, tapped 10-32
Rack Units	8, 14, 22, or 30U <sup>†</sup>
Overall Depth	21 in.
Overall Width	19.21 in.
Load Capacity	400 lbs.
Ships	unassembled

\*Available with adjustable depth. See LVR Series

<sup>†</sup>30U models include side support brackets for torsional rigidity.



<b>SR Series</b>	wall-mount swing rack
Swing Orientation	reversible (left or right)
Mounting Rails	fixed, tapped 10-32
Rack Units	12, or 20U
Overall Depth	12, 18 or 24 in.
Overall Width	19.75 in.
Load Capacity	100 lbs.
Ships	unassembled




<b>LER Series</b>	enclosed standalone rack
Side Panels	welded
Rear Door	included
Front Door	optional
Rack Top Rails	tapped 10-32*
Mounting Rails	adjustable, tapped 10-32
Rack Units	18, 21, 24, 35, 40 or 44U
Overall Depth	22, 27 or 32 in.
Overall Width	23.06 in.
Load Capacity	500-3150 lbs. (UL Listed)*
Third Party Listing	UL2416



\*Dependent upon model, see specs for details.



<b>NR2P Series</b>	network rack, two-post
Vertical Channels	3 or 6 in. wide
Rack Units	45U
Overall Base Depth	15 or 18 in.
Overall Width	20.25 in.
Load Capacity	800 lbs.
Includes	quarter-turn cable mgrs.
Ships	unassembled



<b>LWR Series</b>	wall-mount, swing-open, sectional rack
Swing Orientation	reversible (left or right)
Side Panels	welded
Front Door	optional
Mounting Rails	adjustable, tapped 10-32
Rack Units	7, 10, 12, 16, 18, 21, 24 or 35U
Overall Depth	19, 23, 28 or 32 in.
Overall Width	23.06 in.
Load Capacity	125-300 lbs. (UL Listed)*
Third Party Listing	UL2416*

\*Dependent upon model, see specs for details.



<b>NR4P Series</b>	network rack, four-post
Vertical Channels	3 in. wide
Rack Units	45U
Overall Depth	42 or 48 in.
Overall Width	20.25 in.
Load Capacity	800 lbs.
Includes	quarter-turn cable mgrs.
Ships	unassembled



<b>LWBR Series</b>	wall-mount, swing-open rack with support base
Swing Orientation	reversible (left or right)
Side Panels	welded
Front Door	optional
Rack Top Rails	clipped 10-32
Mounting Rails	adjustable, tapped 10-32
Rack Units	24, 35, 40 or 44U
Overall Depth	22, 28 or 32 in.
Overall Width	23.06 in.
Load Capacity	500 lbs.



**19" Equipment Racks— Made in the USA**

Data / IT infrastructure, open-frame, gangable, standalone, two-post, four-post, host, wall-mount, network, desktop, under counter, built-in, portable racks and more...

←← Find them all at [www.lowellmfg.com](http://www.lowellmfg.com)