

# Model Number Worksheet for 75" POWERSTAC™ with Flexible Conduit SIG option shown (Separate Insulated Ground for each IG module)

—

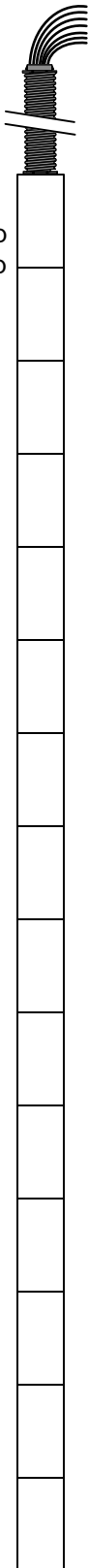
Flex Conduit  
(1¼") Option  
Top or Bottom  
(H or J)

Modules (must use all 15 spaces) Insert designators in order desired. One character per space.

Min. Rack Size: 44U

**H**

6-ft. 1¼" Flex Whip  
Exiting **TOP** of Strip



— **S I G**

Add to end of model number, if required

Max # circuits allowable in 1¼" non-metallic flexible conduit per NEC

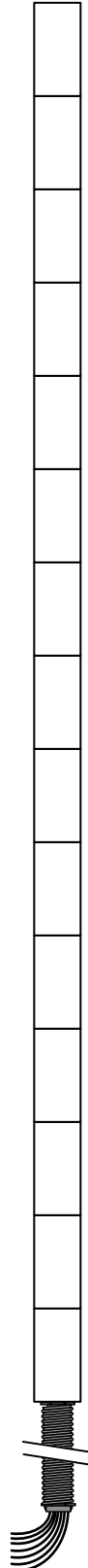
Without SIG Option  
(one common insulated ground  
wire for all IG modules)

With SIG Option  
(separate insulated ground  
wires for each IG module)

<u>20A</u>	<u>30A</u>	<u>20A</u>	<u>30A</u>
15	0	15	0
14	1	14	0
13	3	13	1
12	3	12	1
11	4	11	2
10	5	10	3
9	6	9	3
8	7	8	4
7	8	7	5
6	9	6	5
5	9	5	6
4	11	4	6
3	11	3	7
2	12	2	8
1	13	1	8
0	13	0	9

**J**

6-ft. 1¼" Flex Whip  
Exiting **BOTTOM** of Strip

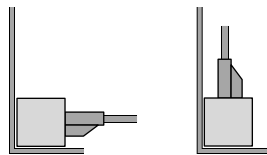


Factory installed  
in Rack?

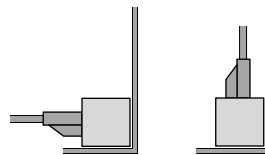
Yes

No

Indicate desired strip location and orientation



Left Rear Corner



Right Rear Corner