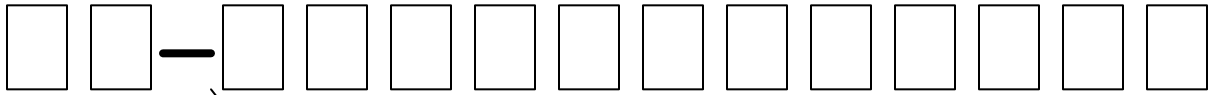


Model Number Worksheet for 60" POWERSTAC™ with Flexible Conduit SIG option shown (Separate Insulated Ground for each IG module)



Flex Conduit
(1¼") Option
Top or Bottom
(X9 or X0)

Modules (must use all 12 spaces) Insert designators in order desired. One character per space.

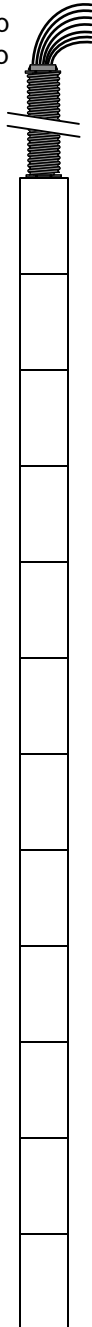
Min. Rack Size: 35U

— S I G

Add to end of model number if required

X9

6-ft. 1¼" Flex Whip
Exiting **TOP** of Strip



Max # circuits allowable in 1¼" non-metallic flexible conduit per NEC

Without SIG Option
(one common insulated ground
wire for all IG modules)

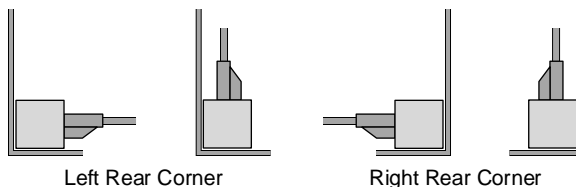
With SIG Option
(separate insulated ground
wires for each IG module)

<u>20A</u>	<u>30A</u>	<u>20A</u>	<u>30A</u>
12	0	12	0
11	1	11	1
10	2	10	1
9	3	9	2
8	4	8	3
7	5	7	3
6	6	6	4
5	7	5	4
4	8	4	5
3	9	3	6
2	10	2	7
1	11	1	7
0	12	0	8

Factory installed
in Rack?

Yes No

Indicate desired strip location and orientation



Left Rear Corner

Right Rear Corner

X0

6-ft. 1¼" Flex Whip
Exiting **BOTTOM** of Strip

