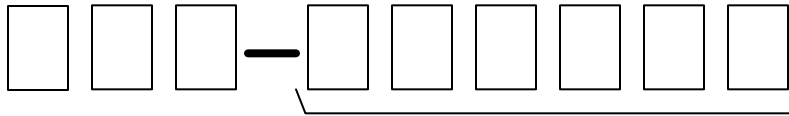


# Model Number Worksheet for 30" POWERSTAC™ with Flexible Conduit SIG option shown (Separate Insulated Ground for each IG module)



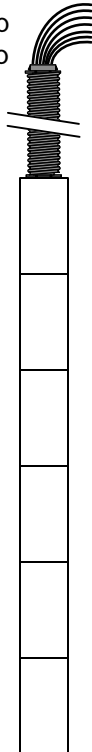
Flex Conduit  
(1") Option  
Top or Bottom  
(X9 or X0)

Modules (must use all 6 spaces) Insert designators in order desired. One character per space.

Min. Rack Size: 21U

## Y77

6-ft. 1" Flex Whip  
Exiting **TOP** of Strip



# S I G

Add to end of model number if required

Max # circuits allowable in 1¼" non-metallic flexible conduit per NEC

Without SIG Option  
(one common insulated ground wire for all IG modules)

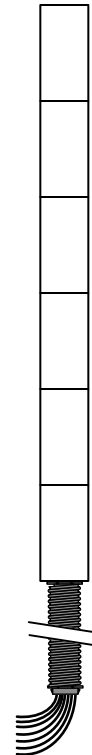
With SIG Option  
(separate insulated ground wires for each IG module)

<u>20A</u>	<u>30A</u>
6	0
5	1
4	3
3	3
2	4
1	5
0	6

<u>20A</u>	<u>30A</u>
6	0
5	1
4	2
3	3
2	3
1	4
0	5

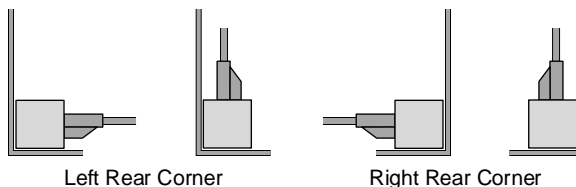
## Y88

6-ft. 1" Flex Whip  
Exiting **BOTTOM** of Strip



Factory installed  
in Rack?  Yes  No

Indicate desired strip location and orientation



Left Rear Corner

Right Rear Corner