



DAT24 Series

24"W Data / IT Infrastructure Rack - Fully Welded

Panel Space:	24, 42, 45, and 48U
Overall Depth:	36" [914], 42" [1067], and 48" [1219]
Overall Width:	24" [610]
Load Capacity:	3150 lbs. [1429 kg]

FEATURES

MATERIAL: Fully welded certified US-certified steel, 16-gauge frame with 16-ga. base reinforced at load-bearing junctions for robust support.

FINISH: Textured-black powder-coat finish.

FRONT DOOR: High-flow vented front door with locking swing handle.

REAR DOOR: High-flow vented rear door, split vertically, requires minimum aisle space to open. Includes locking swing handle.

SIDE PANELS: Solid steel side panels can be locked or removed for access. Panels on 42U-48U racks are split for easier maneuverability.

TOP: Top panel features snap-in brush panels for cable management.

BASE:

- Two 10-32 threaded grounding studs
- 1/2"-13 threaded T-nuts
- Anchor brackets used in shipping can also be used to anchor rack to floor
- Four non-locking swivel casters
- Four leg levelers

CABLE MANAGEMENT: Two vertical panels are provided for cable management or to mount a PDU.

HARDWARE: 12-24 screws with cage nut hardware (pilot point), four non-locking swivel casters, and four leg levelers.


RACK RAILS: Two-pair of adjustable rack rails with square holes punched on EIA spacing feature printed rack unit increments to aid set-up. Support channels along interior sides of rack are numbered for accurate positioning of rails when moved deeper into the rack.

COMPLIANCE: EIA/TIA Compliant; TAA Compliant; BAA Compliant

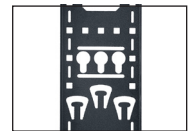
ORIGIN: Made in the USA



High-flow vented rear door split for easy access



Snap-in brush panels for top cable entry



Vertical panels for cable management or PDU



Mounting rails with square punched holes and printed RU guide



Depth markings aid panel placement

DAT24 A&E SPECIFICATIONS

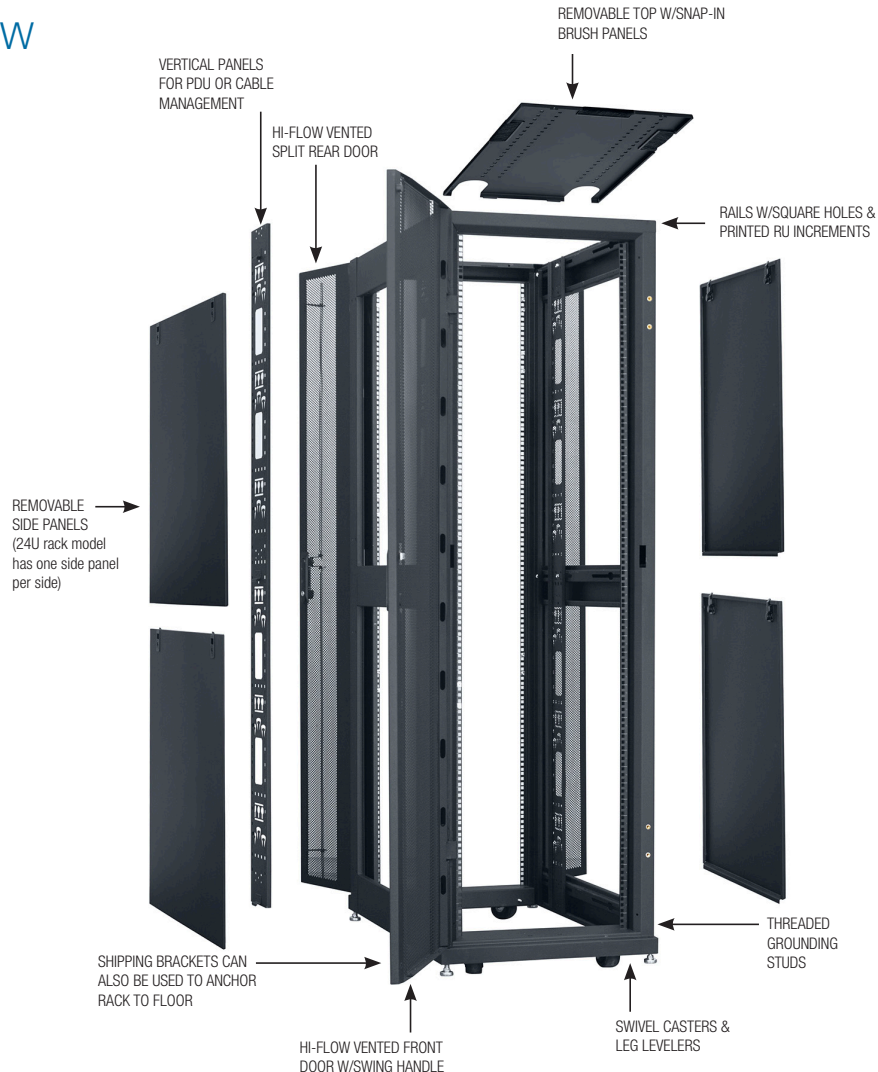
The EIA/TIA compliant data/IT infrastructure rack shall be Lowell model DAT24-_____-B with overall dimensions of 24"W x _____"H x _____"D and panel space of _____ rack units. Rack construction shall be fully welded steel with 16-gauge frame and 16-gauge base reinforced at load-bearing junctions. Solid steel side panels shall be lockable and removable. The rack shall include a vented split rear door and vented front door, each with a locking handle. The rack shall feature a top opening with removable brush panel. The open base shall include grounding studs, threaded T-nuts, non-locking swivel casters, leg levelers, and anchoring brackets. The rack shall include two pairs of adjustable 11-gauge steel rails with square holes and printed rack unit increments. The hardware package shall include 12-24 screws with cage nut hardware. The rack shall be manufactured in the USA using USA-certified steel and have a black-textured powder-coat finish. It shall be Trade Agreement Act (TAA) compliant and Buy American Act (BAA) compliant.

DAT24 SERIES MODEL SUMMARY (See Technical Drawings on P.7)

Model No.	Rack Units	"A" Overall Depth	"B" Usable Depth	"C" Overall Height **	"D" Usable Height	"E" Overall Width	Top	Adj. Rails	Front Door	Rear Door	Swivel Casters	Leg Levelers	Load Capacity (lbs.)
DAT24-4536-B	45 U	36.00" [914]	29.65 [753]	85.25" [2165]	78.75 [2000]	24.00" [610]	Brush Panel	2 pr	Full	Split	4	4	3150
DAT24-2442-B*	24 U	42.00" [1067]	35.65 [906]	48.50" [1232]	42.25 [1073]	24.00" [610]	Brush Panel	2 pr	Full	Split	4	4	3150
DAT24-4242-B	42 U	42.00" [1067]	35.65 [906]	80.00" [2032]	73.50 [1867]	24.00" [610]	Brush Panel	2 pr	Full	Split	4	4	3150
DAT24-4248-B	42 U	48.00" [1219]	41.65 [1058]	80.00" [2032]	73.50 [1867]	24.00" [610]	Brush Panel	2 pr	Full	Split	4	4	3150
DAT24-4848-B	48 U	48.00" [1219]	41.65 [1058]	90.50" [2299]	84.25 [2140]	24.00" [610]	Brush Panel	2 pr	Full	Split	4	4	3150

Rack dimensions (rounded) – inches and [mm]; 1U = 1.75"; * 24U model rack has one side panel per side. ** Overall height includes casters.

EXPLODED VIEW





DAT24F Series

24"W Data / IT Infrastructure Rack Frame - Fully Welded

- Panel Space: 24, 42, 45, and 48U
- Overall Depth: 36" [914], 42" [1067], and 48" [1219]
- Overall Width: 24" [610]
- Load Capacity: 3150 lbs. [1429 kg]

FEATURES

MATERIAL: Fully welded USA-certified steel, 16-gauge frame with 16-ga. base reinforced at load-bearing junctions for robust support.

FINISH: Textured-black powder-coat finish.

BASE:

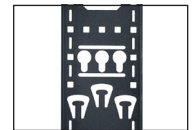
- Two 10-32 threaded grounding studs
- 1/2"-13 threaded T-nuts
- Anchor brackets used in shipping can also be used to anchor rack to floor
- Four non-locking swivel casters
- Four leg levelers

CABLE MANAGEMENT: Two vertical panels are provided for cable management or to mount a PDU.

HARDWARE: 12-24 screws with cage nut hardware (pilot point).

RACK RAILS: Two-pair of adjustable rack rails with square holes punched on EIA spacing feature printed rack unit increments to aid set-up. Support channels along interior sides of rack are numbered for accurate positioning of rails when moved deeper into the rack.

COMPLIANCE: EIA/TIA Compliant; TAA Compliant; BAA Compliant



Vertical panels for cable management or PDU



Mounting rails with square punched holes and printed RU guide



Depth markings aid panel placement

DAT24F SERIES A&E SPECIFICATIONS

The EIA/TIA compliant data/IT infrastructure rack frame shall be Lowell model DAT24F-_____-B with overall dimensions of 24"W x ____"H x ____"D and panel space of ____ rack units. Rack construction shall be fully-welded steel with 16-gauge frame and 16-gauge base reinforced at load-bearing junctions. The rack frame shall feature a fully-open top, and open base with grounding studs, threaded T-nuts, non-locking swivel casters, leg levelers, and anchoring brackets. It shall include two pairs of adjustable 11-gauge steel rails with square holes and printed rack unit increments. The hardware package shall include 12-24 screws with cage nut hardware. The rack shall be manufactured in the USA using USA-certified steel and have a black-textured powder-coat finish. It shall be Trade Agreement Act (TAA) compliant and Buy American Act (BAA) compliant.

DAT24F SERIES MODEL SUMMARY (See Technical Drawings on P.7)

Model No.	Rack Units	"A" Overall Depth	"B" Usable Depth	"C" Overall Height *	"D" Usable Height	"E" Overall Width	Top	Adj. Rails	Front Door	Rear Door	Swivel Casters	Leg Levelers	Load Capacity (lbs.)
DAT24F-4536-B	45 U	36.00" [914]	29.65 [753]	85.25" [2165]	78.75 [2000]	24.00" [610]	Open	2 pr	---	---	4	4	3150
DAT24F-2442-B	24 U	42.00" [1067]	35.65 [906]	48.50" [1232]	42.25 [1073]	24.00" [610]	Open	2 pr	---	---	4	4	3150
DAT24F-4242-B	42 U	42.00" [1067]	35.65 [906]	80.00" [2032]	73.50 [1867]	24.00" [610]	Open	2 pr	---	---	4	4	3150
DAT24F-4248-B	42 U	48.00" [1219]	41.65 [1058]	80.00" [2032]	73.50 [1867]	24.00" [610]	Open	2 pr	---	---	4	4	3150
DAT24F-4848-B	48 U	48.00" [1219]	41.65 [1058]	90.50" [2299]	84.25 [2140]	24.00" [610]	Open	2 pr	---	---	4	4	3150

Rack dimensions (rounded) – inches and [mm]; 1U = 1.75"; * Overall height includes casters.



DAT31 Series

31.5"W Data / IT Infrastructure Rack - Fully Welded

Panel Space:	45U and 48U
Overall Depth:	36" [914], 42" [1067], and 48" [1219]
Overall Width:	31.50" [800]
Load Capacity:	3150 lbs. [1429 kg]

FEATURES

MATERIAL: Fully-welded USA-certified steel, 16-gauge frame with 16-ga. base reinforced at load-bearing junctions for robust support.

FINISH: Textured-black powder-coat finish.

FRONT DOOR: High-flow vented front door with locking swing handle.

REAR DOOR: High-flow vented rear door, split vertically, requires minimum aisle space to open. Includes locking swing handle.

SIDE PANELS: Solid steel side panels can be locked or removed for access. Panels on are split for easier maneuverability.

TOP: Top panel features snap-in brush panels for cable management.

BASE:

- Two 10-32 threaded grounding studs
- 1/2"-13 threaded T-nuts
- Anchor brackets used in shipping can also be used to anchor rack to floor
- Four non-locking swivel casters
- Four leg levelers

CABLE MANAGEMENT: Two vertical panels are provided for cable management or to mount a PDU.

HARDWARE: 12-24 screws with cage nut hardware (pilot point).

RACK RAILS: Two-pair of adjustable rack rails with square holes punched on EIA spacing feature printed rack unit increments to aid set-up. Support channels along interior sides of rack are numbered for accurate positioning of rails when moved deeper into the rack.

COMPLIANCE: EIA/TIA Compliant; TAA Compliant; BAA Compliant

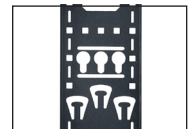
ORIGIN: Made in the USA



High-flow vented rear door split for easy access



Snap-in brush panels for top cable entry



Vertical panels for cable management or PDU



Mounting rails with square punched holes and printed RU guide



Depth markings aid panel placement

DAT31 A&E SPECIFICATIONS

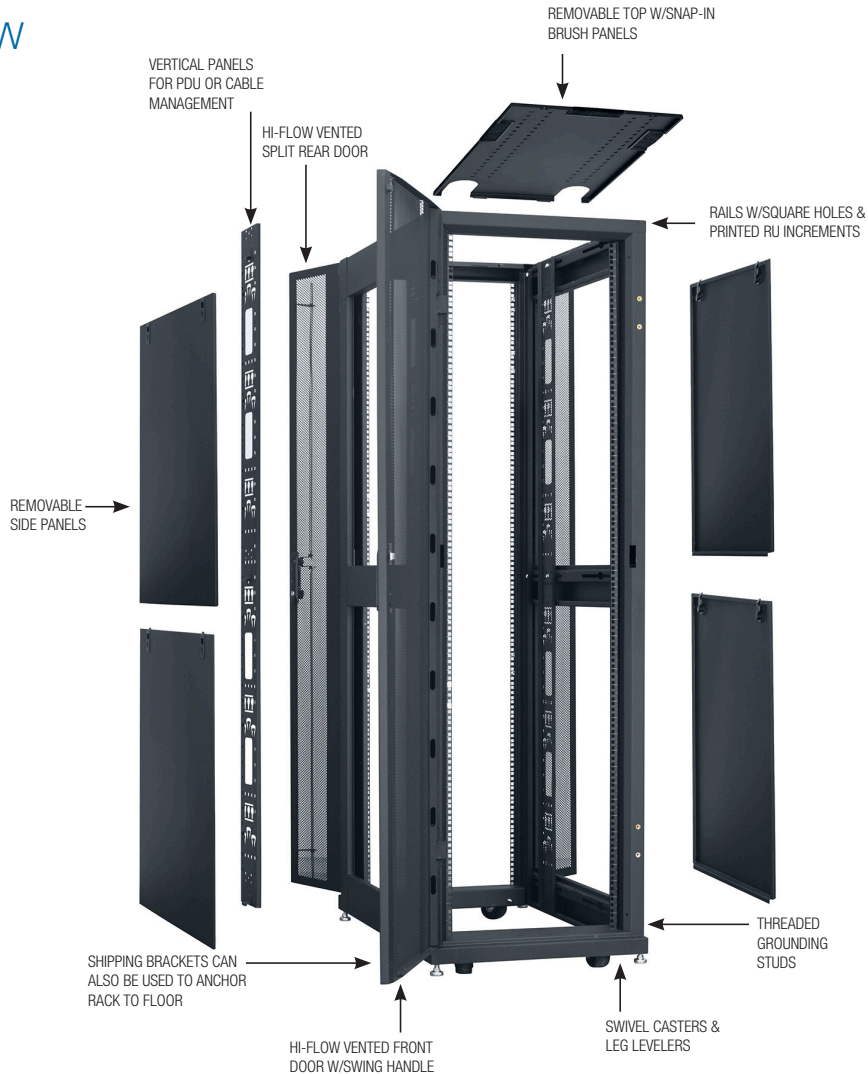
The EIA/TIA compliant data/IT infrastructure rack shall be Lowell model DAT31-____-B with overall dimensions of 31.50"W x ____"H x ____"D and panel space of ____ rack units. Rack construction shall be fully-welded steel with 16-gauge frame and 16-gauge base reinforced at load-bearing junctions. Solid steel side panels shall be lockable and removable. The rack shall include a vented split rear door and vented front door, each with a locking handle. The rack shall feature a top opening with removable brush panel. The open base shall include grounding studs, threaded T-nuts, non-locking swivel casters, leg levelers, and anchoring brackets. The rack shall include two pairs of adjustable 11-gauge steel rails with square holes and printed rack unit increments. The hardware package shall include 12-24 screws with cage nut hardware. The rack shall be manufactured in the USA using USA-certified steel and have a black-textured powder-coat finish. It shall be Trade Agreement Act (TAA) compliant and Buy American Act (BAA) compliant.


DAT31 SERIES MODEL SUMMARY (See Technical Drawings on P.7)

Model No.	Rack Units	"A" Overall Depth	"B" Usable Depth	"C" Overall Height *	"D" Usable Height	"E" Overall Width	Top	Adj. Rails	Front Door	Rear Door	Swivel Casters	Leg Levelers	Load Capacity (lbs.)
DAT31-4536-B	45 U	36.00" [914]	29.65 [753]	85.25" [2165]	78.75 [2000]	31.50" [800]	Brush Panel	2 pr	Full	Split	4	4	3150
DAT31-4542-B	45 U	42.00" [1067]	35.65 [906]	85.25" [2165]	78.75 [2000]	31.50" [800]	Brush Panel	2 pr	Full	Split	4	4	3150
DAT31-4848-B	48 U	48.00" [1219]	41.65 [1058]	90.50" [2299]	84.25 [2140]	31.50" [800]	Brush Panel	2 pr	Full	Split	4	4	3150

Rack dimensions (rounded) – inches and [mm]; 1U = 1.75"; * Overall height includes casters.

EXPLODED VIEW





DAT31F Series

31.5"W Data / IT Infrastructure Rack Frame - Fully Welded

- Panel Space: 45U and 48U
- Overall Depth: 36" [914], 42" [1067], and 48" [1219]
- Overall Width: 31.50" [800]
- Load Capacity: 3150 lbs. [1429 kg]

FEATURES

MATERIAL: Fully-welded USA-certified steel, 16-gauge frame with 16-ga. base reinforced at load-bearing junctions for robust support.

FINISH: Textured-black powder-coat finish.

BASE:

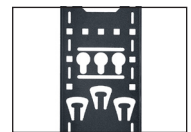
- Two 10-32 threaded grounding studs
- 1/2"-13 threaded T-nuts
- Anchor brackets used in shipping can also be used to anchor rack to floor
- Four non-locking swivel casters
- Four leg levelers

CABLE MANAGEMENT: Two vertical panels are provided for cable management or to mount a PDU.

HARDWARE: 12-24 screws with cage nut hardware (pilot point).

RACK RAILS: Two-pair of adjustable rack rails with square holes punched on EIA spacing feature printed rack unit increments to aid set-up. Support channels along interior sides of rack are numbered for accurate positioning of rails when moved deeper into the rack.

COMPLIANCE: EIA/TIA Compliant; TAA Compliant; BAA Compliant



Vertical panels for cable management or PDU



Mounting rails with square punched holes and printed RU guide



Depth markings aid panel placement

A&E SPECIFICATIONS

The EIA/TIA compliant data/IT infrastructure rack frame shall be Lowell model DAT31F-____-B with overall dimensions of 31.50"W x ____"H x ____"D and panel space of ____ rack units. Rack frame construction shall be fully-welded steel with 16-gauge frame and 16-gauge base reinforced at load-bearing junctions. The rack frame shall feature a fully-open top, and open base with grounding studs, threaded T-nuts, non-locking swivel casters, leg levelers, and anchoring brackets. It shall include two pairs of adjustable 11-gauge steel rails with square holes and printed rack unit increments. The hardware package shall include 12-24 screws with cage nut hardware. The rack shall be manufactured in the USA using USA-certified steel and have a black-textured powder-coat finish. It shall be Trade Agreement Act (TAA) compliant and Buy American Act (BAA) compliant.

SERIES MODEL SUMMARY (See Technical Drawings on P.7)

Model No.	Rack Units	"A" Overall Depth	"B" Usable Depth	"C" Overall Height *	"D" Usable Height	"E" Overall Width	Top	Adj. Rails	Front Door	Rear Door	Swivel Casters	Leg Levelers	Load Capacity (lbs.)
DAT31F-4536-B	45 U	36.00" [914]	29.65 [753]	85.25" [2165]	78.75 [2000]	31.50" [800]	Open	2 pr	---	---	4	4	3150
DAT31F-4542-B	45 U	42.00" [1067]	35.65 [906]	85.25" [2165]	78.75 [2000]	31.50" [800]	Open	2 pr	---	---	4	4	3150
DAT31F-4848-B	48 U	48.00" [1219]	41.65 [1058]	90.50" [2299]	84.25 [2140]	31.50" [800]	Open	2 pr	---	---	4	4	3150

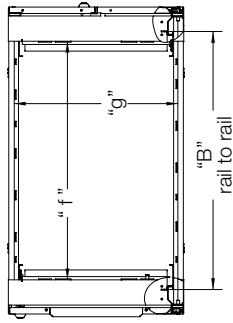
Rack dimensions (rounded) – inches and [mm]; 1U = 1.75"; * Overall height includes casters which add 1.92" to rack.



TECHNICAL DRAWINGS

Dimensions are inches and [mm] unless stated otherwise.

TOP VIEW



TOP OPENING

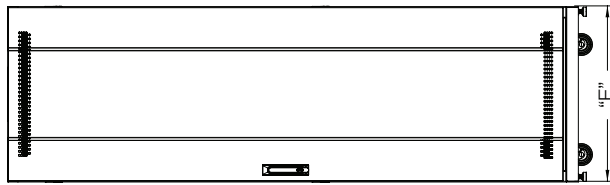
DAT24 & DAT24F Models

Model No.	"f" x "g"
DAT24(F)-4536-B	26.17 x 22.40
DAT24(F)-2442-B	32.61 x 22.40
DAT24(F)-4242-B	32.65 x 22.40
DAT24(F)-4248-B	38.65 x 22.40
DAT24(F)-4848-B	38.61 x 22.40

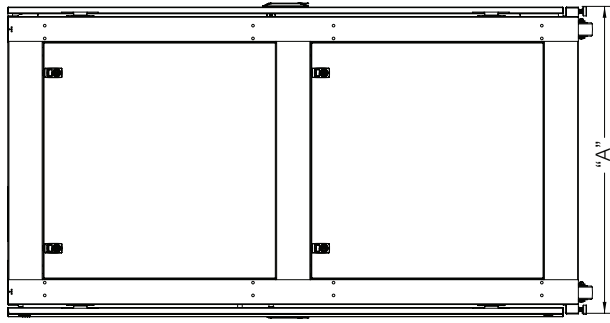
DAT31 & DAT31F Models

Model No.	"f" x "g"
DAT31(F)-4536-B	26.17 x 29.90
DAT31(F)-4542-B	32.61 x 29.90
DAT31(F)-4848-B	38.61 x 29.90

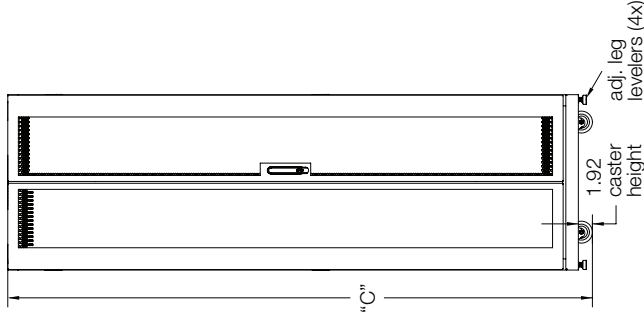
FRONT VIEW
(fully-vented door)



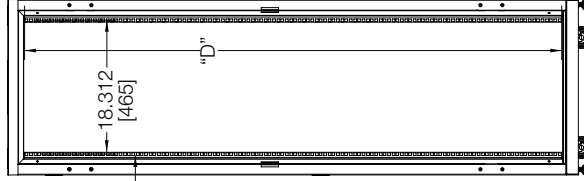
SIDE VIEW
(locking side panels)



REAR VIEW
(fully-vented, split, door)

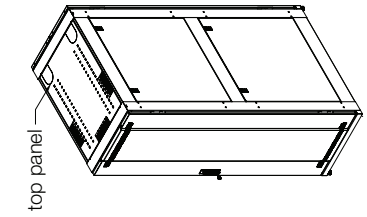
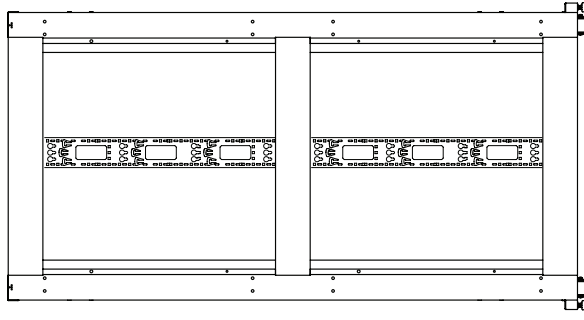


RACK FRAMES



FRONT & REAR VIEW

SIDE VIEW



BOTTOM VIEW

