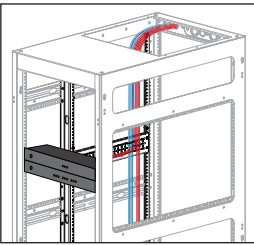
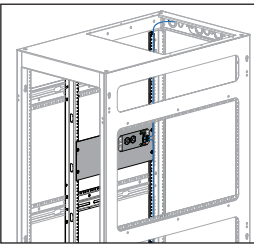


Two z-rail kits are used to install CHB Series chassis brackets to support heavy equipment.



The z-rail kit can also be used with CMPS cable management panels for cable routing.



The z-rail kit can also be used with a 19" flat panels for field mounting of special devices.



Model ZR-44 includes one pair of rails for use with 44U x 23"W racks in the LER or LGR Series. Because these racks feature adjustable rails, the attached Z-rails can also be adjusted front-to-back as needed to accommodate equipment depth.

### INSTALLATION USAGE

Z-rails are typically used with CHB Series brackets to create a platform to hold heavy equipment (see CHB spec sheets). *Note that a total of two Z-rail kits (four rails) are needed to mount one pair of CHB brackets (order separately).*

Alternately, Z-rails can be used to mount 19" cable management accessories (such as the CMPS Series) or flat panels (such as the AFP Series) along the depth of a rack. The Z-rail's mounting holes (tapped 10-32) face inwards from the side of the rack, making it possible to mount panels in this manner. These applications would require one Z-rail kit. Order panels separately.

### FEATURES

- **Material:** Certified US Steel, 11-gauge
- **Height:** 44U (77.00 in.)
- **Tapped 10-32:** Threaded holes on E.I.A spacing with printed RU increments
- **Cable Management:** Vertical array of 1.25 in. dia. holes for cabling
- **Weight:** 8.4 lbs (per rail)
- **Includes:** Mounting hardware
- **Origin:** Made in the U.S.A.
- **Sold in Pairs**

### A&E SPECIFICATIONS

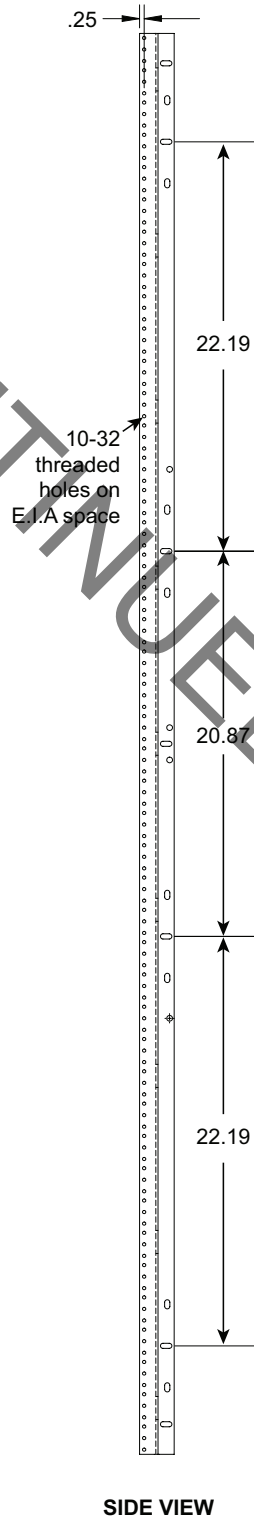
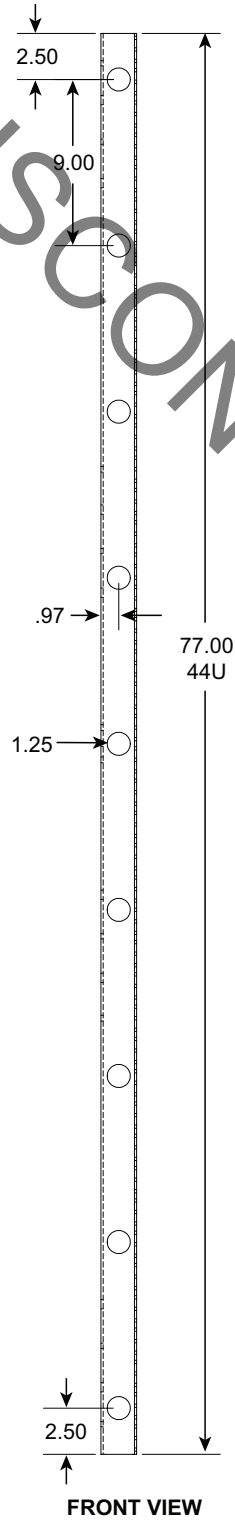
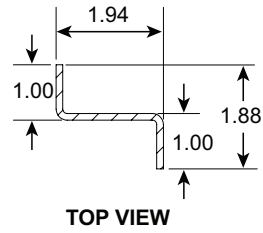
The rack shall include Lowell Model ZR-44 rail kit, which shall feature two 11-gauge certified US steel "Z" style rails. Featuring threaded 10-32 holes on E.I.A spacing with printed RU increments, the rails have a vertical array of 1.25 in. diameter holes for cabling. Each rail shall measure 77.00 in. x 1.94 in. x 1.88 in.

### OPTIONS: (order separately)

- **CHB-20:** Pair of 20"D chassis brackets
- **CHB-26:** Pair of 26"D chassis brackets
- **CHB-30:** Pair of 30"D chassis brackets

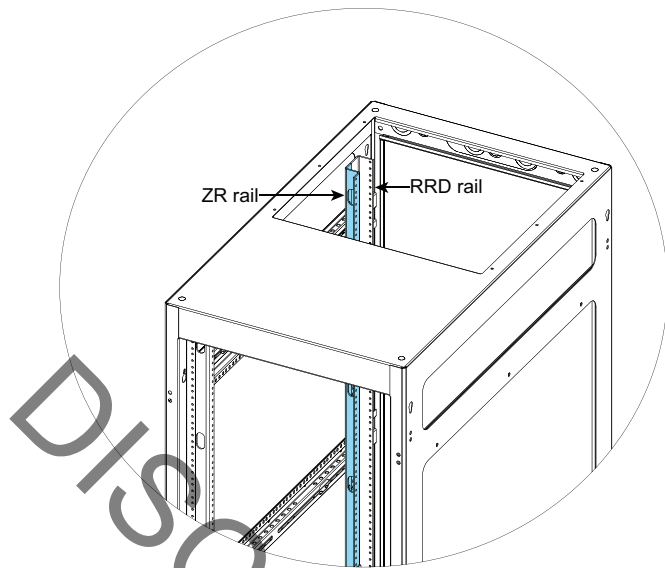
### SERIES OVERVIEW

Model No.	Description	RU	Height	Width	Total Depth	Rail Weight	Shipping Weight
ZR-44	Z-rail kit for 23" wide rack series (LER, LGR), 1 pr.	44	77.00 in.	1.937 in.	1.88 in.	8.4 lbs.	20 lbs.
ZRN-44	Z-offset rail kit for 22" wide rack series (LGNR, LGVR), 1pr.	44	77.00 in.	1.413 in.	1.88 in.	7.1 lbs.	17 lbs.

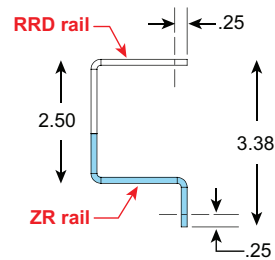


DISCONTINUED MODEL

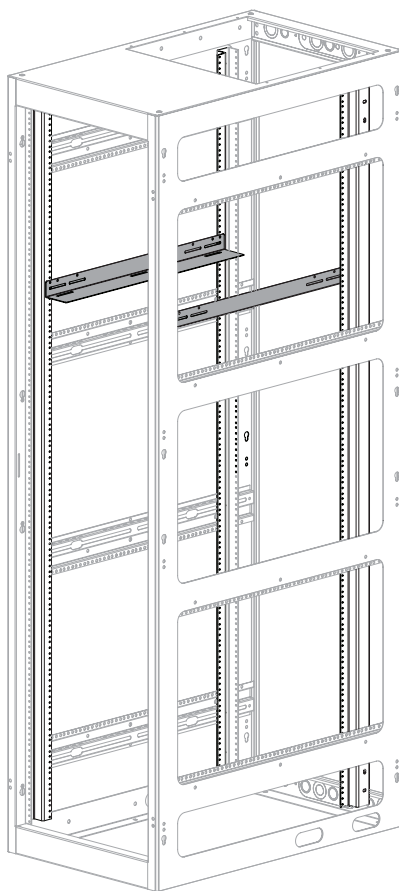
**INSTALLATION DRAWINGS** *Dimensions are inches and [mm] unless stated otherwise.*



**INSTALLED VIEW**  
Shown with standard RRD rail in 23" wide racks

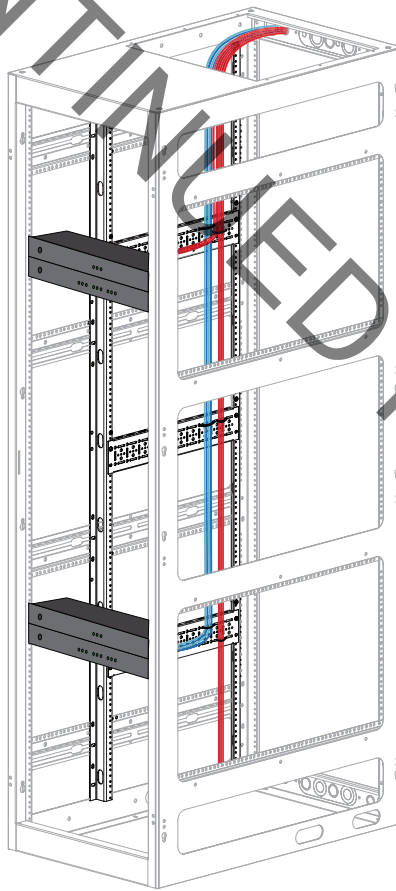


**TOP VIEW**  
Fit-up with RRD-44



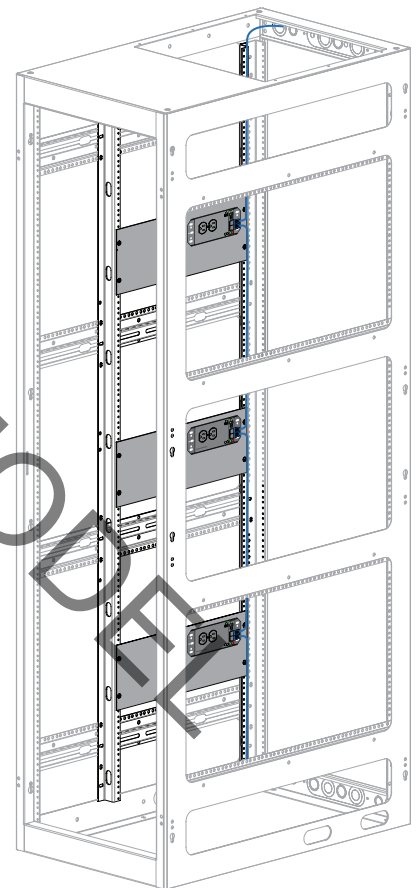
**TYPICAL INSTALL**

*Two z-rail kits are used to mount CHB Series chassis brackets. Brackets are sold separately and have a load capacity of 200 lbs.*



**ALTERNATIVE INSTALL**

*Z-rail kit can be used with cable management panels such as the CMPS Series to rout cables along the side of rack. Cable management panels are sold separately.*



**ALTERNATIVE INSTALL**

*Z-rail kit can be used to mount 19" blank panels for field installation of various non-rackmount devices across the side of rack. Panels and devices are sold separately.*

