



Model RLB-KIT-60P
mounted in LER Series rack.

Model No.

RLB-KIT-60P

Rackmount LED Light Bar Kit, White Light

Magnetic-mount LED light bars are designed for rack interiors so integrators can work on installed equipment without the need of a flashlight. The light bars fit especially well in rear rack corners or rails, while the actuation switch (proximity) can be mounted virtually anywhere inside or outside the rack with the included hardware.

FEATURES

QUANTITY: Two (2) LED light bars with magnetic strips attached

DIMENSIONS: 5/8 in. x 5/8 in. x 60 in.

LUMENS: 1170 (per bar)

POWER: 18W (per bar)

LIGHT: Pure white

POWER SUPPLY: 12VDC 3A (36W)

INPUT VOLTAGE RANGE: 100-240VAC

ACTIVATION: Proximity switch (automatic on/off when presence is detected)

INCLUDES: Mounting brackets, hardware, and double-faced tape pads for activation switch

A&E SPECIFICATIONS


The rack shall include LED light bar kit Lowell Model No. RLB-KIT-60P, which shall feature two light bars with magnetic strips to provide pure white light inside the rack. Each bar shall measure 5/8 in. x 5/8 in. x 60 in. The kit shall include a power supply and a proximity switch with mounting hardware.

INSTALLATION:

For vertical mount in racks 35U or taller.



Model RLB-KIT-60P



SERIES OVERVIEW

Model No.	Description	Power (per bar)	Lumens (per bar)	Switch	Width	Depth	Length	For Min. Rack Ht.
RLB-KIT-16	Rack light bar kit	4.4W	273	Rocker	5/8 in.	5/8 in.	16 in.	10U
RLB-KIT-16P	Rack light bar kit	4.4W	273	Proximity	5/8 in.	5/8 in.	16 in.	10U
RLB-KIT-40	Rack light bar kit	12W	780	Rocker	5/8 in.	5/8 in.	40 in.	24U
RLB-KIT-40P	Rack light bar kit	12W	780	Proximity	5/8 in.	5/8 in.	40 in.	24U
RLB-KIT-60	Rack light bar kit	18W	1170	Rocker	5/8 in.	5/8 in.	60 in.	35U
RLB-KIT-60P	Rack light bar kit	18W	1170	Proximity	5/8 in.	5/8 in.	60 in.	35U

THIS SPEC

INTERNAL USE ONLY: PN 24314

LIGHT BAR MOUNTING LOCATIONS

For racks with rear rails, install the light bar in the inside corner of the rail.



For racks without rear rails, install the light bar in a rear corner of the rack.

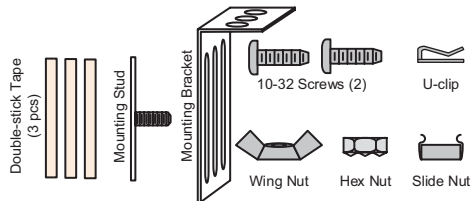


SWITCH MOUNTING LOCATIONS



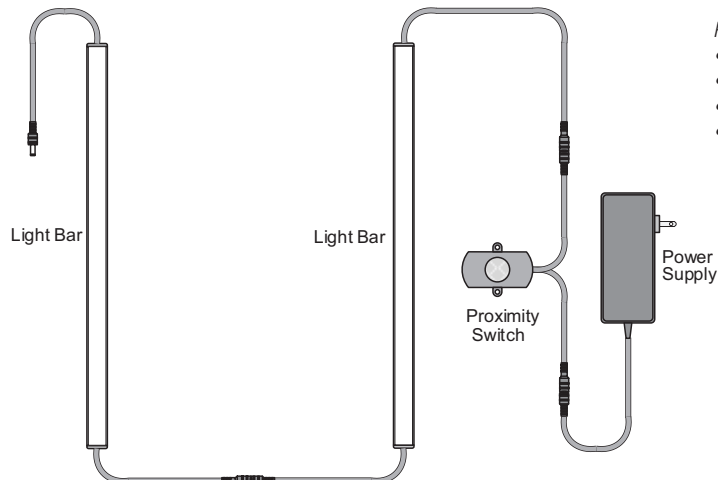
Hidden location behind knockout panel.

HARDWARE



Includes mounting brackets, hardware and double-faced tape pads to mount switch virtually anywhere inside or outside rack.

POWER SUPPLY HOOK-UPS



PROXIMITY SWITCH (Passive Infrared Sensor):

- "ON" Delay: None
- "OFF" Delay: 5-10 seconds
- Detection Angle: 90 degrees
- Detection Distance: Approx. 10 ft.