



Model RLB-KIT-16 mounted in LER Series rack.

Model No.

RLB-KIT-16

Rackmount LED Light Bar Kit, White Light

Magnetic-mount LED light bars are designed for rack interiors so integrators can work on installed equipment without the need of a flashlight. The light bars fit especially well in rear rack corners or rails, while the actuation switch (rocker) can be mounted virtually anywhere inside or outside the rack with the included hardware.

FEATURES

QUANTITY: Two (2) LED light bars with magnetic strips attached

DIMENSIONS: 5/8 in. x 5/8 in. x 16 in.

LUMENS: 273 (per bar)

POWER: 4.4W (per bar)

LIGHT: Pure white

POWER SUPPLY: 12VDC 3A (36W)

INPUT VOLTAGE RANGE: 100-240VAC

ACTIVATION: Rocker switch (manual on/off)

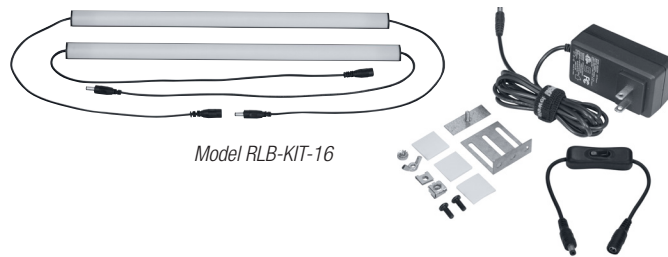
INCLUDES: Mounting brackets, hardware, and double-faced tape pads for activation switch

A&E SPECIFICATIONS

The rack shall include LED light bar kit Lowell Model No. RLB-KIT-16, which shall feature two light bars with magnetic strips to provide pure white light inside the rack. Each bar shall measure 5/8 in. x 5/8 in. x 16 in. The kit shall include a power supply and a rocker switch with mounting hardware.

INSTALLATION:

For vertical mount in racks 10U or taller or horizontal mount at top inside of rack



Model RLB-KIT-16

SERIES OVERVIEW

THIS SPEC

Model No.	Description	Power (per bar)	Lumens (per bar)	Switch	Width	Depth	Length	For Min. Rack Ht.
RLB-KIT-16	Rack light bar kit	4.4W	273	Rocker	5/8 in.	5/8 in.	16 in.	10U
RLB-KIT-16P	Rack light bar kit	4.4W	273	Proximity	5/8 in.	5/8 in.	16 in.	10U
RLB-KIT-40	Rack light bar kit	12W	780	Rocker	5/8 in.	5/8 in.	40 in.	24U
RLB-KIT-40P	Rack light bar kit	12W	780	Proximity	5/8 in.	5/8 in.	40 in.	24U
RLB-KIT-60	Rack light bar kit	18W	1170	Rocker	5/8 in.	5/8 in.	60 in.	35U
RLB-KIT-60P	Rack light bar kit	18W	1170	Proximity	5/8 in.	5/8 in.	60 in.	35U

INTERNAL USE ONLY: PN 24309

LIGHT BAR MOUNTING LOCATIONS

For racks with rear rails, install the light bar in the inside corner of the rail.



For racks without rear rails, install the light bar in a rear corner of the rack.

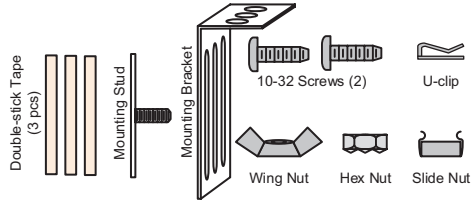


SWITCH MOUNTING LOCATIONS



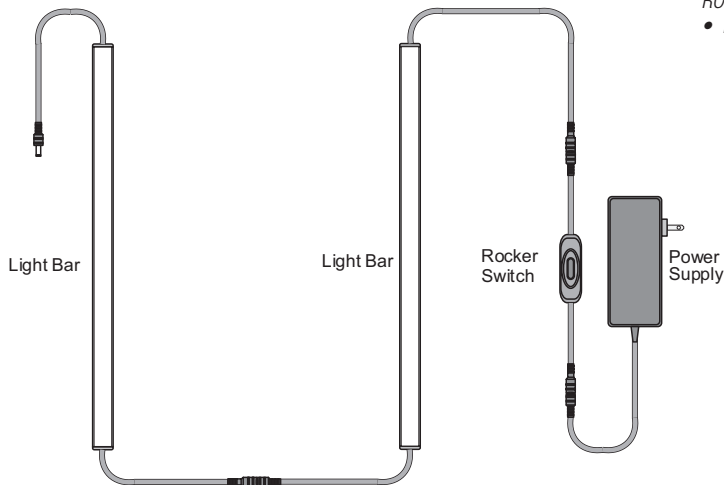
Hidden location behind knockout panel.

HARDWARE



Includes mounting brackets, hardware and double-faced tape pads to mount switch virtually anywhere inside or outside rack.

POWER SUPPLY HOOK-UPS



ROCKER SWITCH:
• Manual on/off