

Model No.

# WXR-2212

Slim Open-frame Wall-mount Rack with Fixed Rails

Panel Space:	22U
Overall Height:	42.28" [1074]
Usable Height:	38.62" [981]
Overall Depth:	12.00" [305]
Usable Depth:	11.85" [301]
Overall Width:	19.21" [488]
Load Capacity:	175 lbs. [79 kg]



SLIM OPEN-FRAME WALL RACK for mounting 19"W equipment to a wall or backboard. Top and base consist of heavy gauge steel that can be mounted on 16" centers to form a stable platform for patch panels, routers, switches, telecommunications, or computer equipment. The WXR keeps equipment organized in tight spaces with limited floor space.

## FEATURES

### CONSTRUCTION:

- Ships unassembled
- 14-gauge certified U.S. steel top/base
- Smooth black powder epoxy finish
- Upper and lower front vents
- Open sides with obrounds in top/base for easy cable management
- Opening in rear of top/base for cable runs

**RACK RAILS – 22U:** One pair 11-gauge corner post rails tapped 10-32. Bi-directional numbered RU increments allow rail installation in either directions

**HARDWARE:** Assembly and mounting hardware

**COMPLIANCE:** EIA/TIA compliant

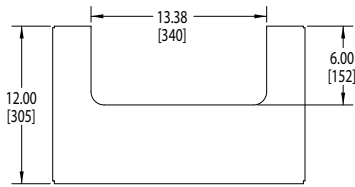
## A&E SPECIFICATIONS

The slim open-frame wall-mount rack shall be Lowell WXR-2212 with overall dimensions of 42.28"H x 12.00"D x 19.21"W and provides 22 rack units of panel space. Rack construction shall be 14-gauge top/base with 1-pr. 11-gauge corner post rails tapped 10-32 on E.I.A spacing – with smooth black powder epoxy finish. The rack shall be manufactured in the U.S.A. with certified U.S. steel. It shall have with a load capacity of 175 lbs. when properly mounted. It shall ship unassembled.

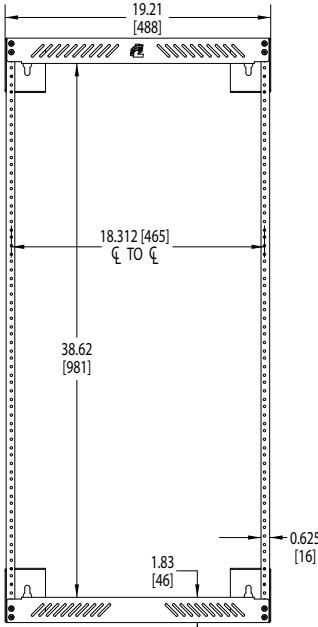


# TECHNICAL DRAWINGS

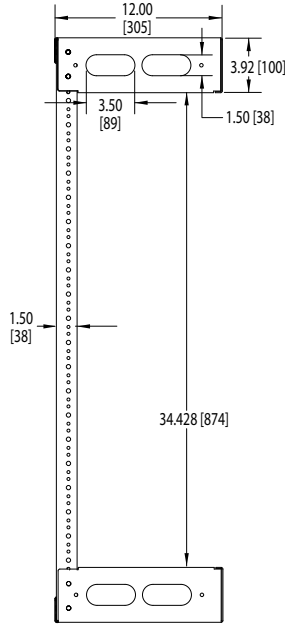
Dimensions are inches and [mm] unless stated otherwise.



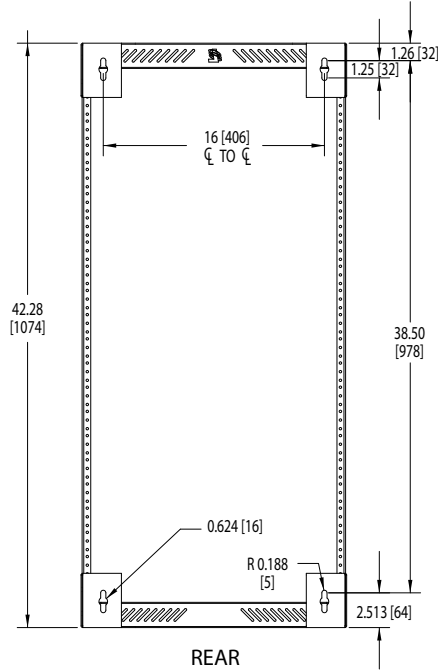
TOP



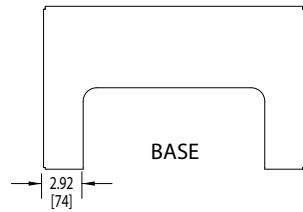
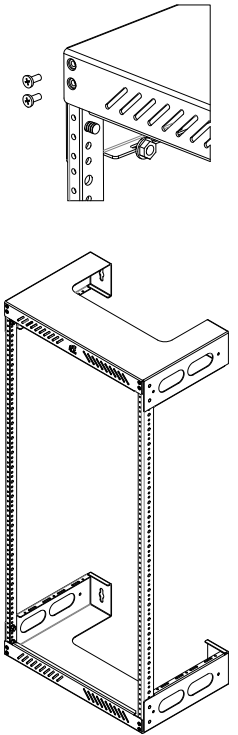
FRONT



SIDE



REAR



BASE

## WXR SERIES SUMMARY

THIS SPEC

Model No.	Rack Units	Overall Depth	Usable Depth	Overall Height	Usable Height	Overall Width	Top/Base Rear Opening	Corner Post Rails	Load Capacity
WXR-126	12	6.00 [152]	5.85 [149]	24.78 [629]	21.12 [536]	19.21 [488]	13.38 [340] x 2.00 [51]	2	200
WXR-226	22	6.00 [152]	5.85 [149]	42.28 [1074]	38.62 [981]	19.21 [488]	13.38 [340] x 2.00 [51]	2	200
WXR-812	8	12.00 [305]	11.85 [301]	17.75 [452]	14.12 [359]	19.21 [488]	13.38 [340] x 6.00 [152]	2	200
WXR-1212	12	12.00 [305]	11.85 [301]	24.78 [629]	21.12 [536]	19.21 [488]	13.38 [340] x 6.00 [152]	2	200
WXR-2212	22	12.00 [305]	11.85 [301]	42.28 [1074]	38.62 [981]	19.21 [488]	13.38 [340] x 6.00 [152]	2	175
WXR-3012	30	12.00 [305]	11.85 [301]	56.28 [1430]	52.62 [1337]	19.21 [488]	13.38 [340] x 6.00 [152]	2	175
WXR-818	8	18.00 [457]	17.85 [453]	17.75 [452]	14.12 [359]	19.21 [488]	13.38 [340] x 6.00 [152]	2	150
WXR-1218	12	18.00 [457]	17.85 [453]	24.78 [629]	21.12 [536]	19.21 [488]	13.38 [340] x 6.00 [152]	2	150
WXR-2218	22	18.00 [457]	17.85 [453]	42.28 [1074]	38.62 [981]	19.21 [488]	13.38 [340] x 6.00 [152]	2	175
WXR-3018	30	18.00 [457]	17.85 [453]	56.28 [1430]	52.62 [1337]	19.21 [488]	13.38 [340] x 6.00 [152]	2	125

Rounded dimensions inches and [mm]; 1U = 1.75"