

Model No.

RY-2A

Relay Module, Double Pole Double Throw (DPDT)

GENERAL PURPOSE RELAY MODULE with two (2) double pole double throw (DPDT) relays serves as a reliable building block in a wide variety of applications.



FEATURES

CHASSIS: 5"L x 1.69"H steel chassis has a black finish and mounting holes. The enclosed design protects relays and components.

CONTACT RATING DPDT: 5A

INDEPENDENT RELAYS:

- Two (2) relays
- Each relay is independent.
- Each relay includes a test switch for troubleshooting.
- Relays are activated by contact closures or voltage input (5-24V AC or DC).

TERMINALS: Detachable Phoenix-style terminals

POWER SUPPLY: Permanently attached.

- 100-250VAC input
- 24VDC 500mA output

COUNTRY OF ORIGIN: Made in USA with US and global components.



COMPATIBLE ACCESSORIES (order separately)

- **USM Series (Rackmount Shelves):** 19"W rackmount shelves that feature multiple holes and slots to mount electronic devices. Add an **FP Series** finishing panel to cover and hide mounted devices for a clean rack finish.
- **RPS Series (Classic Connections Remote Switches):** Hardwired low-voltage switches can activate relays from a remote location.
- **SEQ Series (Classic Connections Power Sequencers):** A sequencer works with RPS Series switches so relays power on and off in a predetermined order, with variable delays in activation.

A&E SPECIFICATIONS:

The relay module shall be Lowell Model RY-2A, which shall have a contact rating of 5 amps, 24VDC/250VAC. It shall feature two independent relays, each with a test switch for troubleshooting. It shall include an attached 24VDC 5000 mA power supply. Connections shall be detachable Phoenix-style terminals. Relays shall be activated by contact closures or voltage input (5-24 AC or DC). The module shall be enclosed in a steel chassis with black finish measuring 5"L x 1.69"H. The chassis shall feature holes to mount to a rack shelf or wall.

MODEL SUMMARY

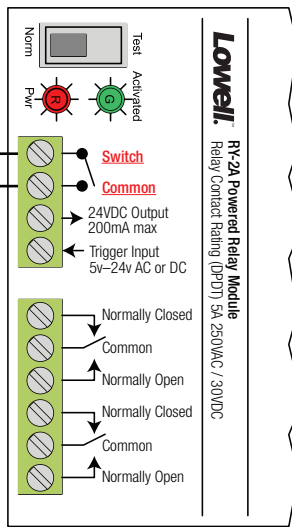
Model No.	Relays	Contact Rating	Activation	Chassis Length	Chassis Width	Chassis Height	Weight
RY-2A	(2) DPDT	5A 24VDC//250VAC	Contact closure*	5"	3.28"	1.69"	1.5 lbs

* Or voltage input (5-24V AC or DC)

INTERNAL USE ONLY: PN 24381

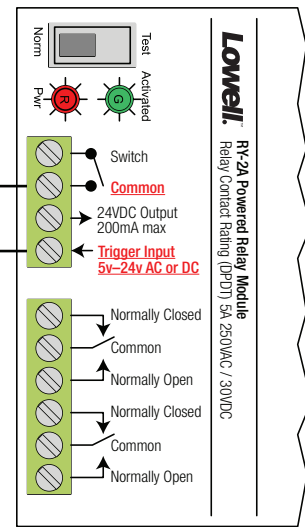
DRY CONTACT CONTROL

Connect to any physical switch or control system that will provide a dry contact closure.



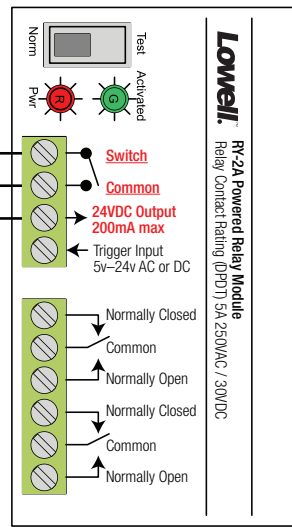
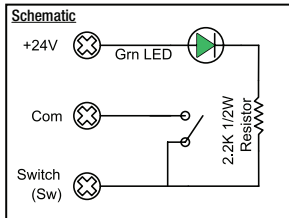
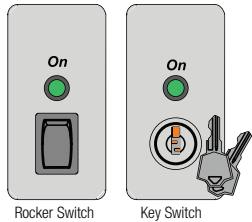
VOLTAGE OUTPUT CONTROL

Connect to any device or control system that will provide a voltage output between 5 volts and 24 volts, AC or DC. If DC, observe polarity: Common=Neg. Trigger Input=Pos.



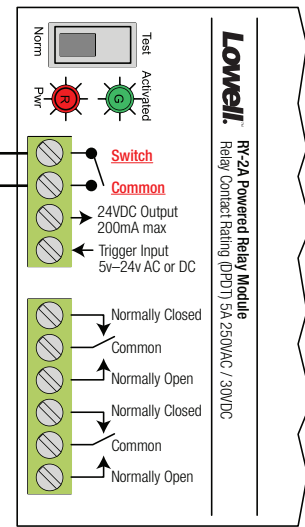
STAND-ALONE REMOTE SWITCH CONTROL

Connect to any Lowell RPS Series remote switch with MAINTAINED contact closure (rocker or key switch)

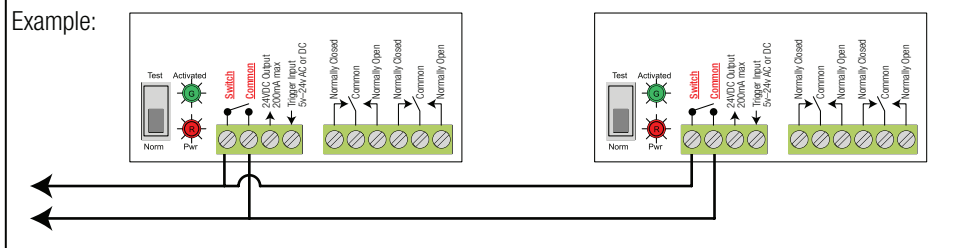


SEQUENTIAL with TIME DELAY CONTROL

Connect to any Lowell SEQ Series sequencer output step.



NOTE: Multiple relays can be activated at the same time by parallel connecting appropriate terminals.



INTERNAL USE ONLY: PN 24381