

Wall unit can be installed to mount equipment from side or top.

Low-profile wall-mount enclosure for small installations with limited space. Ideal for switches, hubs and similar network equipment holding it sideways or vertically, depending on how unit is mounted to wall. Includes removable front cover.

- **Panel Space:** 2U or 3.920" [100]
- **Overall Height:** 19.307" [490]
- **Overall Width:** 21.625" [549]
- **Usable Depth:** 19" [482]
- **Construction:** 16-gauge certified U.S. steel, smooth (semi-gloss) black powder epoxy finish. Maximum usable depth is 19".
- **Front:** Removable steel cover secures with screws to protect equipment, while allowing access for servicing.
- **Back:** Bi-directional keyhole slots on standard 16" mounting centers allow horizontal or vertical orientation of rack so equipment can be mounted from the side or top.
- **Sides (open access):** Sides are open to access equipment and cables.
- **Top/Bottom:** Vents allow passive ventilation.
- **Cable Management:** Bridge lances on the extended back panel provide attachment points to manage and secure cables.
- **Rack Rails – 2U (adjustable):** One pair of 11-gauge steel 10-32 threaded rails can be repositioned in 1.5" depth increments to accommodate equipment and/or cables.
- **Compliance:** EIA/TIA compliant. RoHS compliant.
- **A&E Specifications:** The wall-mount rack shall be Lowell Model SMR-2, which shall be 16-gauge certified U.S. steel construction with a smooth black powder epoxy finish. Overall measurements shall be 21.625" x 19.3" x 3.92", which shall provide two rack units of panel space. The rear of the rack shall feature bi-directional keyhole slots on standard 16" mounting centers to facilitate mounting the rack to a wall either vertically or horizontally, allowing top- or side-mounted equipment. The rack shall feature vents on the top and bottom, one pair of 11-gauge steel adjustable rails tapped 10-32, and multiple bridge lances on the extended back panel for cable management. The rack shall include a removable front cover secured with screws. It shall have a load capacity of 50 lbs.

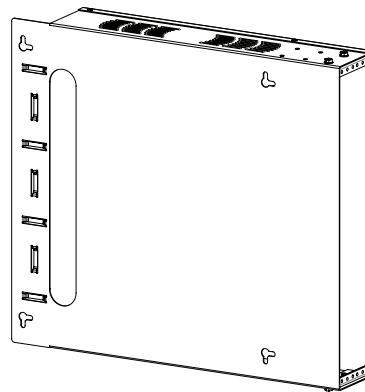
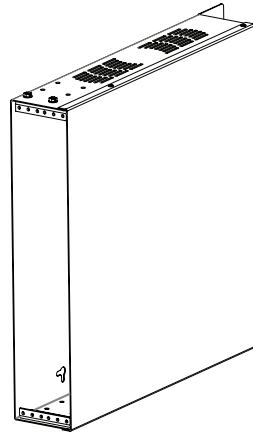
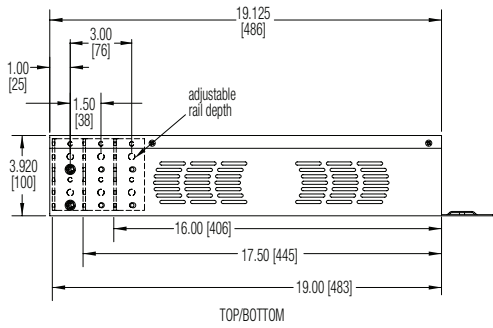
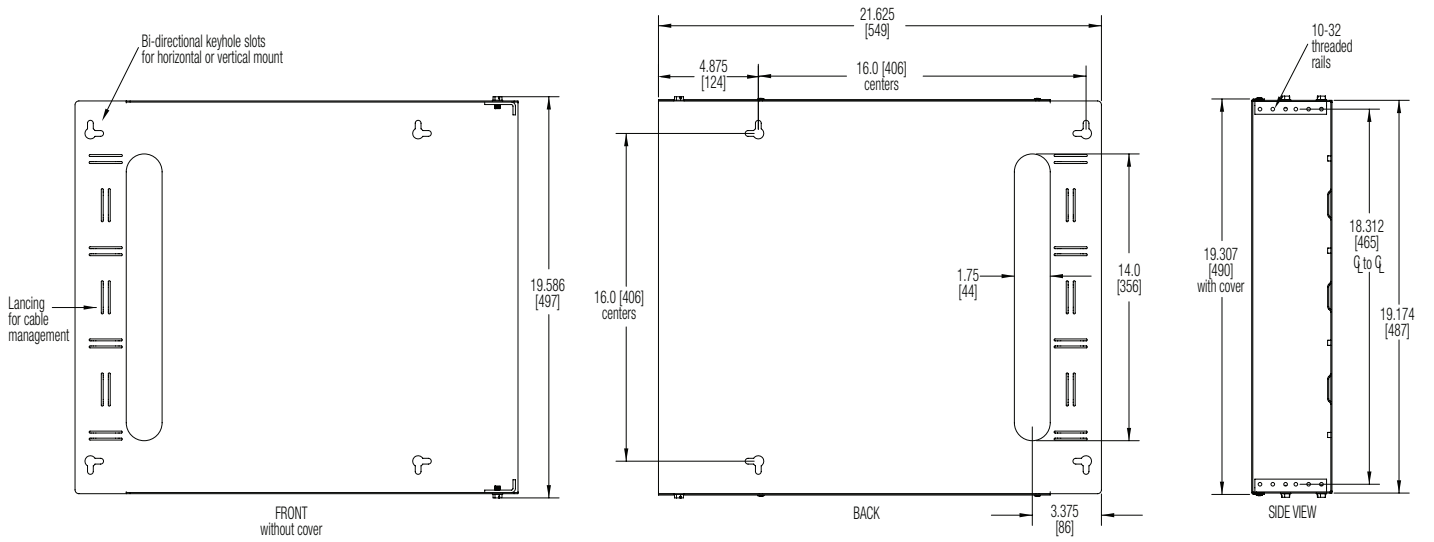


### Series Summary (side-mount orientation)

Model No.	Rack Units	Panel Space	Overall Height (with cover)	Overall Width	Usable Depth	Load Capacity	Adj. Rails
<b>SMR-2</b>	<b>2 U</b>	<b>3.920 [100]</b>	<b>19.307 [490]</b>	<b>21.625 [549]</b>	<b>19 [482]</b>	<b>50 lbs</b>	<b>1 pr</b>
SMR-4	4 U	7.176 [182]	19.307 [490]	21.625 [549]	19 [482]	50 lbs	1 pr

Rack dimensions (rounded) – inches and [mm]; 1U = 1.75"





Dimensions are inches and [mm] unless stated otherwise.

