

Front hinge swings out 180 degrees
(left or right, depending on how it's mounted)

features.

- **Panel Space:** 4U or 7.0" [178]
- **Overall Height:** 7.0" [178]
- **Overall Depth:** 6.00" [152]
- **Usable Depth:** 5.94" [151]
- **Overall Width:** 19.17" [487]
- **Description:** Wall-mount bracket with front hinge that swings out 180 degrees (left or right, depending on how it's mounted) to access cables and equipment. This is an economical, space-saving solution for patch panels, routers, switchers, small hubs, and similar shallow 19"W EIA compliant equipment, delivering the functionality of a full size swing-out rack at a fraction of the cost.
- **Construction:** 16-gauge certified U.S. steel with 11-gauge rails. One side is hinged to allow swing-out access. Black semi-gloss powder epoxy finish.
- **Installation:** Mounting holes on standard 16" stud centers and 19" EIA spacing can mount to a wall or 19" open frame rack (2 or 4 post).
- **Cable Management:** Built-in tie-down lances and access holes for enhanced cable management. Velcro straps.
- **Rack Rails – 4U:** One pair of 11-gauge steel 10-32 threaded rails on E.I.A. spacing. Black finish.
- **Hardware:** Rack screws.
- **Compliance:** EIA/TIA compliant. RoHS compliant.
- **Optional:**
 - Snap-in top dust cover or shelf (19.29" x 6" x 1.13") adds 0.44" to overall height. Steel with black finish. (Model HUB-CVR).

a&e specifications.

The hinged utility bracket for 19 in. equipment shall be Lowell Model HUB-4, which shall be 16-gauge U.S. steel construction black semi-gloss powder epoxy finish and 11-gauge rails tapped 10-32 on EIA spacing. Dimensions shall be 19.17 in. x 6.00 in. x 7.00 in. (4U) with mounting holes on standard 16 in. centers and EIA spacing to enable mounting to a wall or 19 in. open frame rack. The bracket's front hinge shall swing open 180 degrees (left or right, depending on how it's mounted) for access to cables and the back of mounted equipment. The bracket shall feature built-in tie-down lances, access holes and velcro straps for cable management. It shall be made in the USA.

Optional

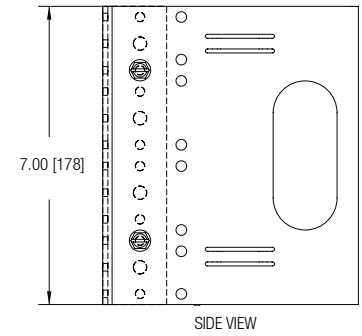
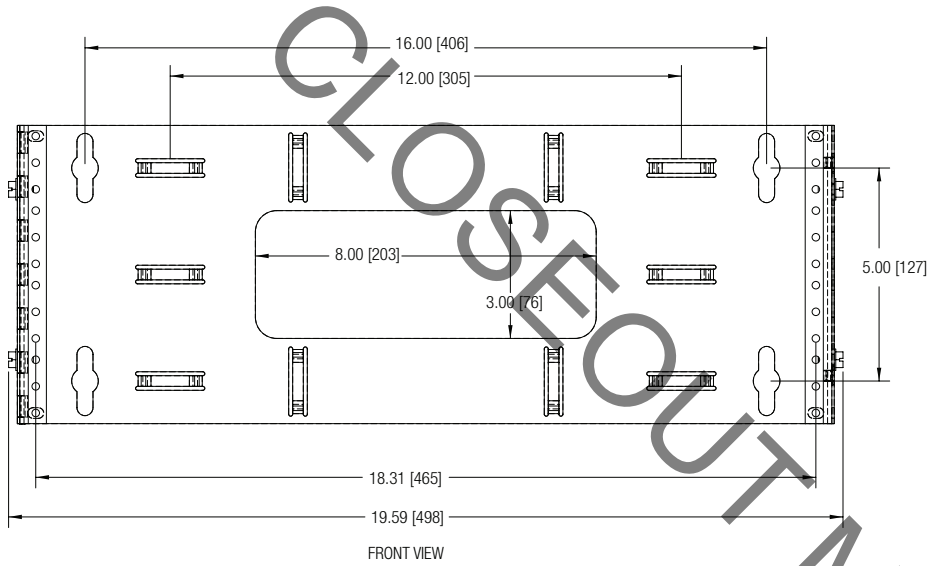
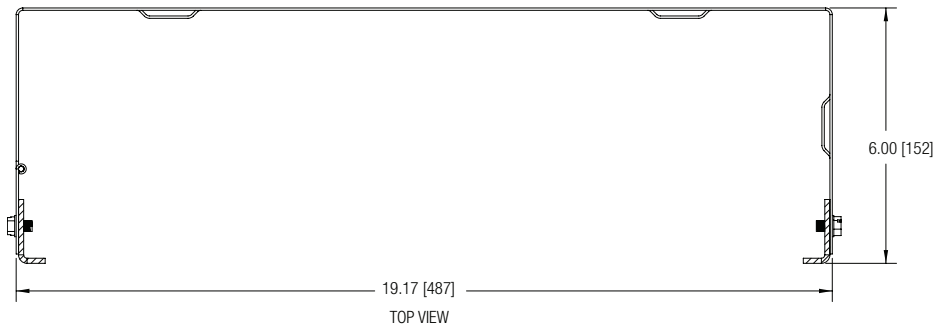
- The bracket shall include a steel top dust cover (shelf) with black finish (Model HUB-CVR).

HUB series summary

Model No.	Rack Units	Overall Depth	Usable Depth	Overall Height	Overall Width	Rails
HUB-2	2 U	6.00 [152]	5.94 [151]	3.50 [89]	19.17 [487]	1 pr
HUB-4	4 U	6.00 [152]	5.94 [151]	7.00 [178]	19.17 [487]	1 pr
HUB-6	6 U	6.00 [152]	5.94 [151]	10.50 [267]	19.17 [487]	1 pr

Rack dimensions (rounded) – inches and [mm]; 1U = 1.75"





OPTIONAL TOP COVER

