



The two-part VWR mounts on 16" or 20" centers to accommodate 19"W or 23"W equipment.



Sample setup and installation (Model #VWR-1212 shown). Note: The VWR does not include any 19" panels.

features.

- **Panel Space:** 20U or 35.00" [889]
- **Overall Height:** 35.25" [895]
- **Overall Depth:** 18.00" [457]
- **Usable Depth:** 17.93" [455]
- **Overall Width:** 19.21" or 23.21" [488–590]
- **Description:** An innovative and flexible solution for mounting 19"W or 23"W equipment to a wall or backboard, the VWR consists of two pieces of heavy gauge steel that can be mounted on 16" or 20" centers to form a stable platform for patch panels, routers, switches, telecommunications, or computer equipment.
- **Construction:** Certified U.S. steel with black semi-gloss powder epoxy finish.
- **Installation:** Mount to wall or backboard on 16" centers (for 19"W equipment) or 20" centers (for 23"W equipment).
- **Cable Management:** Multiple openings for cable routing. Built-in lances accommodate wire ties or loop-and-hook cinch straps.
- **Rack Rails (fixed-position):** One pair 11-gauge steel 10-32 threaded rails on E.I.A. spacing. Black finish with numbered RU increments. (20U)
- **Hardware:** Pilot point rack screws.
- **Compliance:** RoHS compliant. E.I.A. 310-E compliant.
- **Load Capacity:** 100 lbs.

a&e specifications.

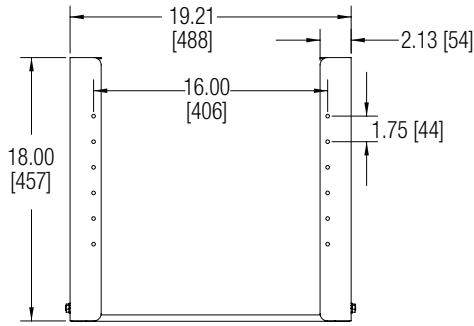
The wall-mount rack shall be Lowell #VWR-2018, which shall consist of two side panels, each measuring 35.25"H x 18.00"D, to provide 20 rack units of panel space. Rack width shall be determined when brackets are mounted to a wall or backboard on 16" or 20" centers to accommodate 19"W or 23"W equipment. Rack construction shall be certified U.S. steel with black semi-gloss

powder epoxy finish. Load capacity shall be 100 lbs. when properly mounted. The rack shall include one pair (20U) fixed position mounting rails tapped 10-32 on E.I.A. spacing.

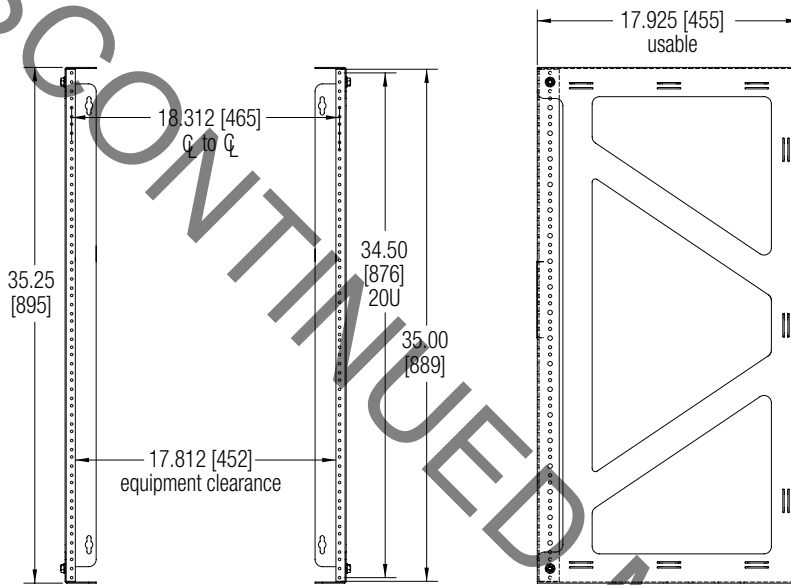
WVR series summary

Model No.	Rack Units	Overall Depth	Usable Depth	Overall Height	Load Capacity	Overall Width	Fixed Rails
VWR-1212	12 U	12.00 [305]	11.93 [303]	21.25 [540]	100 lbs	19.21 or 23.21 [488/590]	1 pr
VWR-2012	20 U	12.00 [305]	11.93 [303]	35.25 [895]	100 lbs	19.21 or 23.21 [488/590]	1 pr
VWR-1218	12 U	18.00 [457]	17.93 [455]	21.25 [540]	100 lbs	19.21 or 23.21 [488/590]	1 pr
VWR-2018	20 U	18.00 [457]	17.93 [455]	35.25 [895]	100 lbs	19.21 or 23.21 [488/590]	1 pr

Rack dimensions (rounded) – inches and [mm]; 1U = 1.75"

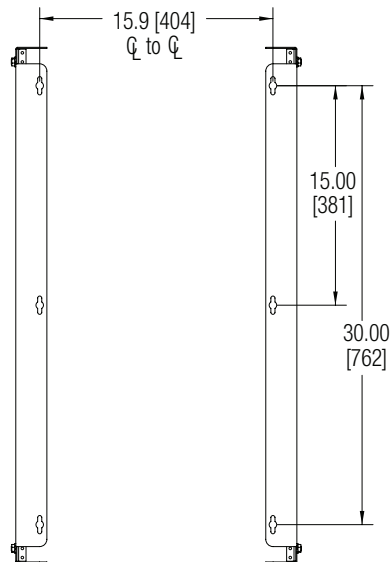


TOP VIEW
(mounted on 16" centers)



FRONT VIEW
(mounted on 16" centers)

SIDE VIEW



REAR VIEW
(mounted on 16" centers)

DISCONTINUED MODEL