

Knockouts with pigtail leads at both ends of chassis allow power connections from either or both ends.


CIRCUIT 1: Twelve NEMA 15A receptacles (white)

CIRCUIT 2: Twelve NEMA 15A receptacles (light grey)



Mounting hardware

Knockouts with pigtail leads at both ends of chassis allow power connections from either or both ends.



ACS Series Model No.

ACS-1524-2C

AC Power Strip w/Two Circuits



Two-circuit power strip features 24 NEMA 15A receptacles (12 per circuit). Each circuit is provided with separate neutrals, making the strip suitable for use in independent circuits or multi-wire branch circuit applications. Receptacle ground and chassis bonding connections are independent, allowing the strips to be used in insulated ground (isolated ground, I.G.) applications.

FEATURES

POWER RATING: 120VAC, 60Hz, 15A

CHASSIS: 70" x 1.625" x 1.375" steel chassis with black powder epoxy finish

TERMINATION: Symmetrical design has knockouts with pigtail leads at both ends of the chassis, allowing power connections to be made from either or both ends for feed through without an additional J-box.

CIRCUITS & RECEPTACLES: A total of 24 receptacles are wired into two circuits. The color coded receptacles (white and light grey) alternate throughout the power strip and indicate which circuit they're on. Receptacle spacing accommodates power supplies (wall warts).

- Circuit 1 powers twelve NEMA 5-15R receptacles (WHITE)
- Circuit 2 powers twelve NEMA 5-15R receptacles (LIGHT GREY)

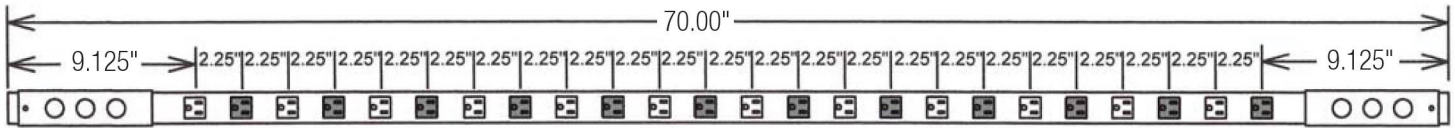
MOUNTING HARDWARE: Clips and screws are provided for vertical installation in a rack that has adjustable or fixed rails. Includes cable ties to secure power supplies when the strip is mounted vertically.

CERTIFICATION: ETL Listed in U.S./Canada

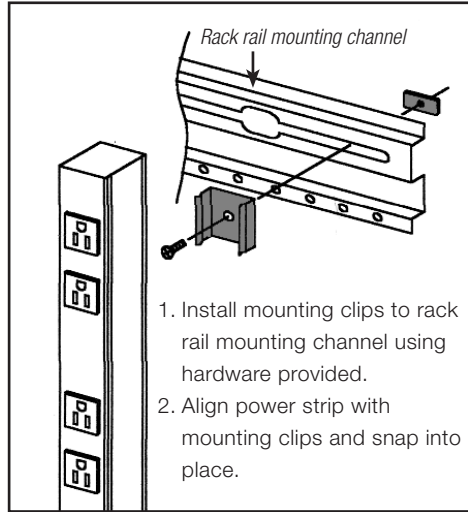
ORIGIN: China

A&E SPECIFICATIONS

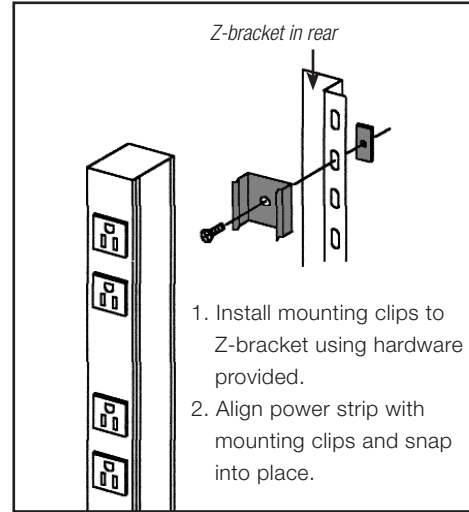
The two-circuit power strip for hardwire applications shall be Lowell model ACS-1524-2C. The power strip shall include twelve white NEMA 5-15R receptacles on circuit 1 and twelve light grey NEMA 5-15R receptacles on circuit two. Circuit layout shall be alternating white and light grey receptacles, with spacing to accommodate power supplies. Termination shall be by color coded leads accessible through knockouts at both ends of the chassis. Each circuit shall be provided with separate neutrals, making it suitable for independent circuit connection or multi-wire branch circuit connection. Receptacle ground and chassis bonding connections shall be independent, allowing strips to be used in isolated ground applications. The power strip shall include mounting clips and screws for vertical installation in a rack. Tie wraps shall be provided to secure large power supplies.



INSTALLATION: Use the mounting clips and hardware to mount to a rack.



Rack with adjustable rails



Rack with fixed rails and Z-bracket

SERIES SUMMARY

Model No.	Power Rating	NEMA Receptacles	Circuits	Chassis Length	Chassis Profile	Termination	On/Off Switch	Surge Suppression	Remote Power Control	Mounting Aids	Country of Origin
ACS-1505-SW	15A	5 (15A)	1	12"	Standard	6' Det. cord	Yes	---	---	Brackets	U.S.
ACS-1505-SW-SD	15A	5 (15A)	1	12"	Standard	6' Det. cord	Yes	2-stage	---	Brackets	U.S.
ACS-1506	15A	6 (15A)	1	20"	Low	6' Fixed cord	---	1-stage	---	Clips	China
ACS-1506-WW	15A	6 (15A)	1	12"	Low	6' Fixed cord	---	---	---	Screws	U.S.
ACS-1507	15A	7 (15A)	1	12"	Low	6' Det. cord	---	---	---	Screws	U.S.
ACS-1512	15A	12 (15A)	1	32"	Low	12' Fixed cord	---	1-stage	---	Clips	China
ACS-1524	15A	24 (15A)	1	60"	Low	12' Fixed cord	---	1-stage	---	Clips	China
ACS-1524-2C	15A	24 (15A)	2	70"	Low	Pigtail leads	---	---	---	Clips	China
ACS-2012	20A	8 (15A) + 4 (20A)	1	32"	Low	12' Fixed cord	---	1-stage	---	Clips	China
ACS-2024	20A	16 (15A) + 8 (20A)	1	70"	Low	12' Fixed cord	---	1-stage	---	Clips	China
ACS-2014-HW	20A	14 (20A)	1	30"	Standard	6' Conduit	---	---	---	Brackets	U.S.
ACS-2014-2C-HW	20A	8 (15A) + 6 (20A)	2	30"	Standard	6' Conduit	---	---	---	Brackets	U.S.
ACS-2020-6C-HW	20A	20 (20A)	6	60"	Standard	6' Conduit	---	---	---	Brackets	U.S.
ACS-2020-IG-6C-HW	20A	20 (I.G. 20A)	6	60"	Standard	6' Conduit	---	---	---	Brackets	U.S.
ACS-2020-IG-10C-HW	20A	20 (I.G. 20A)	10	60"	Standard	6' Conduit	---	---	---	Brackets	U.S.
ACS-2024-2C	20A	24 (20A)	2	70"	Low	Pigtail leads	---	---	---	Clips	China
ACS-1510-RPC	15A	10 (15A)	1	30"	Standard	6' Det. cord	---	---	Yes	Brackets	U.S.
ACS-2010-RPC-HW	20A	10 (20A)	1	30"	Standard	6' Conduit	---	---	Yes	Brackets	U.S.
ACS-2018-5C-RPC-HW	20A	18 (20A)	5	60"	Standard	6' Conduit	---	---	Yes	Brackets	U.S.
ACS-2018-5C-RPCP-HW	20A	18 (20A)	5	60"	Standard	6' Conduit	---	1-stage	Yes (P)	Brackets	U.S.

Chassis Profile = Standard profile (2" x 2"), Low profile (1.625" x 1.375")

Termination = Det. cord (detachable cord), Fixed cord (cord is attached—cannot be removed), Conduit (non-metallic flexible whip w/pigtail leads), Pigtail leads (leads at ends of chassis—no whip)

Switch = Yes (On/off rocker switch)

Surge Suppression = 1-stage (basic surge protection), 2-stage (surge protection with backup)

Remote Power Control = Some receptacles are controlled by a remote switch or sequencer (ordered separately); (P) indicates compatibility with Lowell P-Series pass-through sequencers.

Mounting Aids = Brackets (multi-hole brackets with hardware), Clips (clips and screws with wire ties), or Screws (power strips can mount to rear of US or USV Series shelves).

THIS SPEC

