

Model No.

OS-100-TB

Two-Way Loudspeaker
for indoor or protected outdoor applications

INCLUDES:

- 6-1/2 inch 100W driver
- 8 ohm / transformer selector switch
- Molded plastic enclosure
- Aluminum grille
- U-bracket



Adjustable
U-bracket
allows vertical
or horizontal
installation

THIS LOUDSPEAKER is ideal for commercial or residential applications that require high quality indoor or protected (covered) outdoor music. Includes driver, 8 ohm / transformer selector switch, molded plastic enclosure, aluminum grille and U-bracket.

FEATURES

PERFORMANCE: The two-way speaker provides excellent sound reproduction at 8 ohms, 25V, 70V or 100V for high quality music in indoor or protected outdoor installations.

DRIVER: 6.5-inch mica coated woofer with rubber surround and 1-inch silk-domed tweeter for accurate sound reproduction.

- 100W power rating with 120° H x 120° V conical dispersion, frequency response of 97Hz-20kHz (±6dB) and average sensitivity of 87.8dB measured 1W/1M.

8 OHM / TRANSFORMER SELECTOR SWITCH: Back of speaker has a screwdriver-adjustable switch that allows direct 8 ohm or distributed 25V, 70V or 100V tap positions.

- Tap positions for 25V line: 0.94, 1.9, 3.8, or 7.5W
- Tap positions for 70V line: 7.5, 15, 30, or 60W
- Tap positions for 100V line: 15, 30, or 60W

ENCLOSURE: Molded plastic enclosure. Black.

- 1/4-20 threaded mounting points on three-inch centers allow the use of alternate brackets (see Accessories).

U-BRACKET:

- Factory-installed adjustable aluminum bracket allows vertical or horizontal installation. Black.
- 90 degree rotation
- Mounting slots align with single gang outlet box (not included)

GRILLE: Fine mesh powder-coated aluminum grille. Black.

CONNECTIONS: Connections are made using stranded wire (up to 14-gauge) to a removable four-conductor Phoenix connector that's protected by a weather-resistant terminal cover and rubber grommet, which can be removed if larger wire is used.

ACCESSORIES:

- **Lowell Bracket Model OS-BRKT-B:** Threaded 1/4"-20 inserts in back of enclosure accept the omni-directional mounting bracket for greater versatility in positioning the speaker. Black.
- **Other Brackets:** The mounting bolt pattern on the enclosure matches load-rated mounting brackets made by others, such as Adaptive Technologies Group or Omnimount. Verify the mounting bolt pattern alignment and weight load rating with the bracket manufacturer before using it with this speaker.



FEATURES




VERSATILE U-BRACKET INSTALLATION: The factory-mounted U-bracket has mounting slots that line up with a single gang outlet box (not included). The bracket can accommodate vertical or horizontal installation.



TERMINAL COVER: Incoming wire enters through the weather-resistant terminal cover and is protected by a rubber grommet. Maximum recommended wire size is 14AWG stranded. *Note: The grommet can be removed if larger wire sizes are used.*



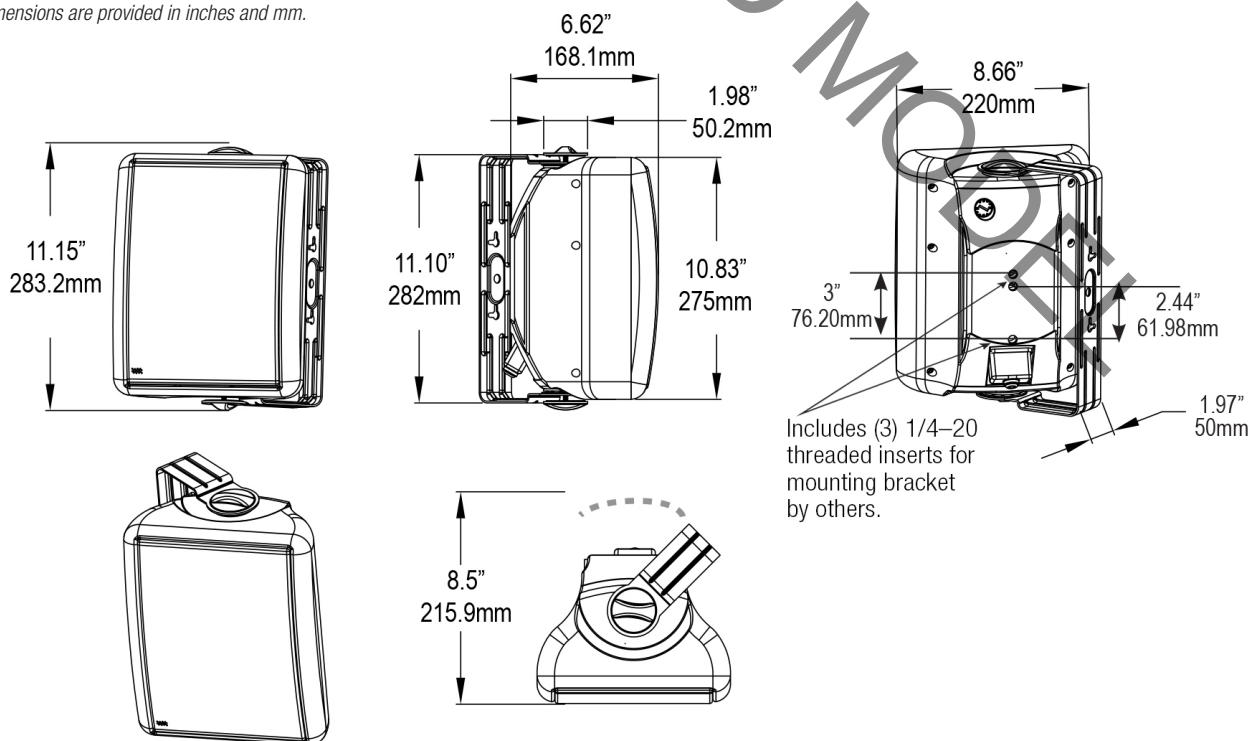
PHOENIX-TYPE CONNECTOR: Wire connects to the four-conductor removable Phoenix-type connector. Parallel dual terminals (+/-) are provided to terminate incoming and outgoing wiring.



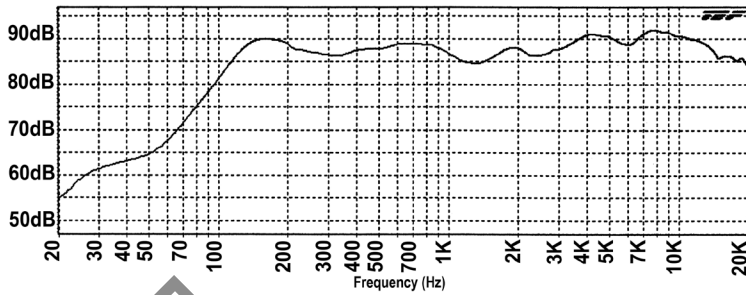
8 OHM / TRANSFORMER SELECTOR SWITCH: When the selector switch is in the 8 ohm position, the transformer is disconnected internally and the speaker power rating is 100W. When the switch is in position A-D, speaker power is determined by the driving voltage as shown in the table on the rear of the speaker.

TECHNICAL DRAWINGS

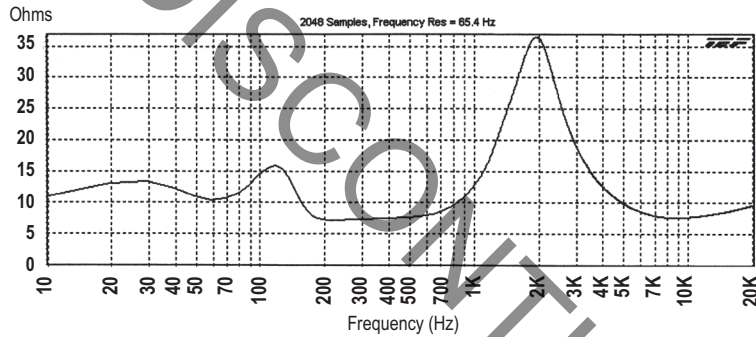
Dimensions are provided in inches and mm.



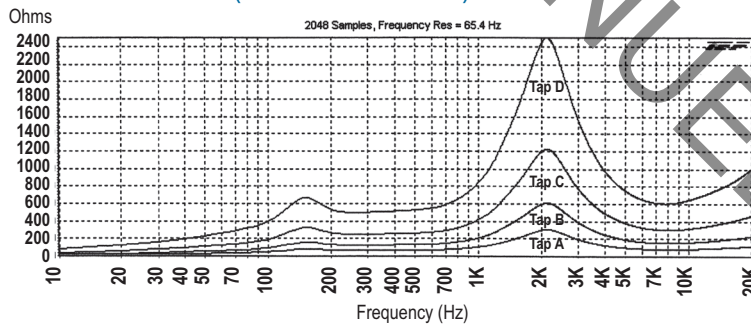
SPL VS. FREQUENCY (1W/1M)



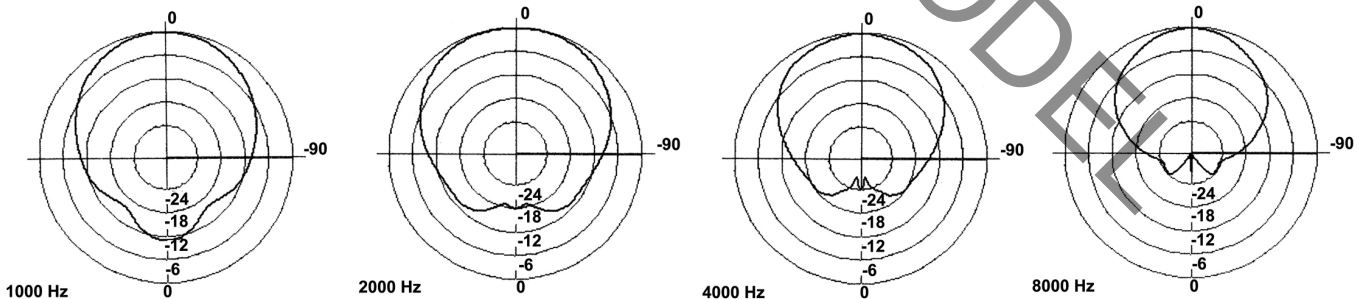
IMPEDANCE (8 OHM)



IMPEDANCE (SWITCH A-D)



POLAR DATA



TEST METHODOLOGIES: Lowell speaker systems are thoroughly tested to provide specifiers and contractors with accurate data. Test equipment includes the Gold-Line TEF-20 analyzer.

- **POWER HANDLING:** specification is based on E.I.A. Standard RS-426B.
- **FREQUENCY RESPONSE:** describes the usable response range defined by a ± 6 dB window, which is useful in predictive engineering calculations.
- **SENSITIVITY:** is a computer calculation of the log average sound pressure level (SPL) over the entire engineering bandwidth as given in the Frequency Response (± 6 dB).
- **MAXIMUM SPL:** is calculated based on the Power Handling and the measured log average Sensitivity where Maximum SPL = (Sensitivity @ 1W/1M) + 10 log (Power Handling).
- **DISPERSION ANGLE:** is defined as the angle of coverage that is no more than 6dB down from the on-axis value averaged over the 2kHz octave band. Since speech intelligibility is dependent upon the 2kHz octave, this specification is useful in designing voice reinforcement and music systems that provide even coverage and intelligibility. The polar plots illustrate how the system performs when hung in free space (360°) or half-space (180°) in the case of a recessed speaker.

TECHNICAL DATA

Dimensions without bracket 10.83-in. x 8.66-in. x 6.62-in.D [275mm x 220mm x 168.1mm]

Dimensions with U-bracket 11.15-in. x 8.66-in. x 8.5-in.D [283.2mm x 220mm x 215.9mm]

Weight Net Wt. 7.35 lbs. [3.33kg]; Shipping Wt. 8.6 lbs. [3.9kg]

Power Handling 100 watts RMS measured per EIA Standard RS-426B at 8 ohms

Sensitivity 87.8dB SPL (avg) measured 1 Watt at 1 Meter
107.8dB SPL (max) calculated 100 Watts at 1 Meter

Frequency Response 97Hz–20kHz (±6dB)

Impedance 8 ohms (nominal), 7.3ohms@244Hz (minimum)
Impedance readings expected from typical 1kHz impedance meter: Setting for 8 ohms = 12.8 ohms,
Setting A = 105 ohms, Setting B = 210 ohms, Setting C = 420 ohms, Setting D = 840 ohms

Dispersion 120° H x 120° V conical dispersion @2000Hz octave (-6dB). This measurement is used for comparison
with other speakers. See the white paper "Distributed System Speaker Spacing for the Integrator" for
help with speaker spacing (available online at www.lowellmfg.com).

Input Terminals Phoenix type connector with weather protective boot (14AWG stranded wire max.)

A&E SPECIFICATIONS

The loudspeaker for indoor or protected (covered) outdoor use shall be Lowell Model OS-100-TB, which shall have a 6.5-inch mica coated woofer with 1-inch silk domed tweeter, 100W power rating, and screwdriver-adjustable selector switch for direct 8ohm or distributed 25V, 70V or 100V applications. The speaker shall have a frequency response of 97Hz–20kHz (±6dB) and sensitivity of 87.8dB measured 1W/1M. Housing shall be molded plastic with fine mesh aluminum grille and black finish. The assembly shall include an adjustable U-bracket for vertical or horizontal installation and slots for mounting to a single gang electrical box (not included). The speaker shall measure 10.83"H x 8.66"W x 6.62"D (without bracket), 11.15"H x 8.66"W x 8.5"D (with included U-bracket) and weigh 7.35 lbs. The housing shall be equipped with 1/4"–20 threaded inserts on 3" centers to accept optional brackets (Lowell omnidirectional bracket model OS-BRKT-B or Adaptive Technologies MM-008-BT bracket).

OS SERIES OVERVIEW

Model No.	Driver	Selectable Transformer	Enclosure	Grille	Color	Application	Driver Specs (measured half space)		
							Sensitivity*	Frequency Response	Dispersion**
OS-50-TB	5-1/4" 50W two-way	8ohm or 25V, 70V, 100V	plastic	aluminum	black	wide dispersion voice/music	85.4 dB	102Hz–16.5kHz (±6dB)	115°
OS-50-TW	5-1/4" 50W two-way	8ohm or 25V, 70V, 100V	plastic	aluminum	white	wide dispersion voice/music	85.4 dB	102Hz–16.5kHz (±6dB)	115°
OS-100-TB	6-1/2" 100W two-way	8ohm or 25V, 70V, 100V	plastic	aluminum	black	wide dispersion quality music	87.8 dB	97Hz–20kHz (±6dB)	120°
OS-100-TW	6-1/2" 100W two-way	8ohm or 25V, 70V, 100V	plastic	aluminum	white	wide dispersion quality music	87.8 dB	97Hz–20kHz (±6dB)	120°
OS-150-TB	8" 150W two-way	8ohm or 25V, 70V, 100V	plastic	aluminum	black	pattern control longer throw/live mic	91.0 dB	65Hz–20kHz (±6dB)	80°
OS-150-TW	8" 150W two-way	8ohm or 25V, 70V, 100V	plastic	aluminum	white	pattern control longer throw/live mic	91.0 dB	65Hz–20kHz (±6dB)	80°

* Average Sensitivity: SPL @ 1W/1M

** Equal horizontal and vertical conical dispersion @ 2kHz octave (-6dB)

Note on Speaker Spacing: Conical dispersion measurements are provided for comparison with other speakers. To determine correct speaker spacing, see the technical paper "Distributed System Speaker Spacing for the Integrator" (free download at www.Lowellmfg.com) which explains the difference between conical and linear dispersion and the measurements to use for best results. For quick calculations, a speaker spacing calculator is also available online under [Resources / Interactive Tools](#).