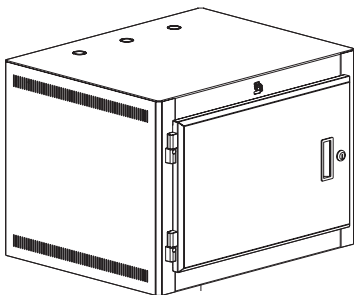




features.

- **Panel Space:** 7U or 12.25" [311]
- **Overall Height:** 16.73" [425]
- **Overall Depth:** 18.18" [462]
- **Usable Depth:** 17.20" [437]
- **Overall Width:** 23.06" [586]
- **Description:** The LWER wall rack is an economical choice for small system installations, like those found in some schools and offices, where quick access to rear connections is not a priority and where front rails won't need to be re-positioned deeper into the rack.
- **Construction:** Welded 16-gauge certified U.S. steel construction with separate wall bracket. Black wrinkle powder epoxy finish. Beveled front corners.
- **Top:** Solid steel top features three combination EKO's (1/2"–3/4").
- **Bottom:** Solid steel base has a knockout panel featuring combination EKO's for conduit (1/2"–3/4" and 1"–1-1/2") and KO for wireless antennae (1/2").
- **Front:** Solid steel, surface-mount door with key lock and inset handle (mounts left or right). Door adds 1" to overall rack depth.
- **Rear:** Separate wall bracket has mounting slots, grounding stud, knockouts and center opening to accommodate wall protrusions and cables.
- **Sides:** Welded side panels feature upper and lower vents for passive heat dissipation.
- **Rack Rails (fixed-position):** One pair 7U mounting rails, 11-gauge steel with black finish, 10-32 threaded holes and numbered RU increments. Rails are recessed from frame 0.83" to provide 1.82" equipment clearance to front door.
- **Hardware:** Black pilot point screws with captive washers for quick installation.
- **Compliance:** EIA/TIA compliant. RoHS compliant. UL 2416 Listed in U.S. and Canada.
- **UL Listed Load Capacity:** 150 lbs. [68 kg]
- **Optional:**
 - Rear mounting rails (#RRTF-7)
 - Rail conversion bracket changes fixed-position rails to adjustable style to move rails deeper into the rack (#RRTBF)

a&e specifications.



The EIA/TIA compliant wall-mount rack shall be Lowell #LWER-718 with dimensions of 16.73"H x 18.18"D (plus 1" for door) x 23.06"W and panel space of 7 rack units. The welded assembly shall be 16-gauge certified U.S. steel with black wrinkle powder epoxy finish and beveled front corners. Rack sides shall have upper and lower vents for passive heat dissipation. The rack shall mount to a wall with a separate mounting bracket (included). The rack shall include a pair of 11 gauge steel fixed-position mounting rails tapped 10-32 and a surface-mount steel door with integral handle and key lock. The rack shall be UL 2416 Listed with load capacity of 150 lbs.

Optional

- The rack shall include an additional pair of 7U mounting rails, Lowell #RRTF-7.
- The rack shall include a bracket to convert front rails from fixed-position to adjustable so they can be moved deeper into the rack, Lowell #RRTBF.

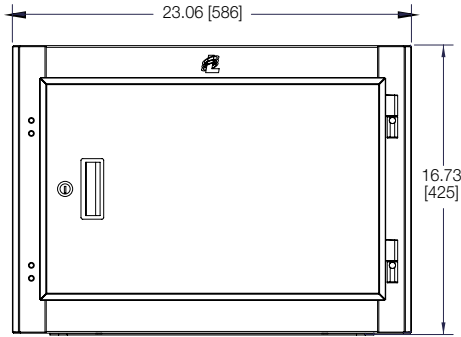
LWER series summary

Model No.	Rack Units	Overall Depth	Usable Depth	Overall Height	Usable Height	Overall Width	Load Capacity	Fixed Rails*
▶ LWER-718	7 U	18.18 [462]	17.20 [437]	16.73 [425]	12.25 [311]	23.06 [586]	150 lbs [68 kg]	1 pr
LWER-1018	10 U	18.18 [462]	17.20 [437]	21.88 [556]	17.50 [445]	23.06 [586]	150 lbs [68 kg]	1 pr

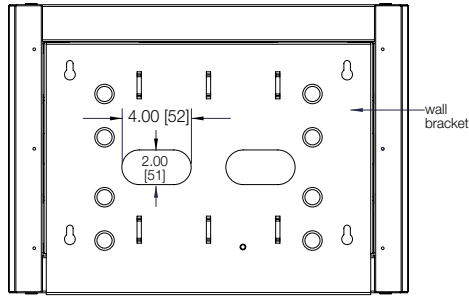
Rack dimensions (rounded) – inches and [mm]; 1U = 1.75"

*Rails can be converted to adjustable style by adding optional rail conversion bracket (#RRTBF)

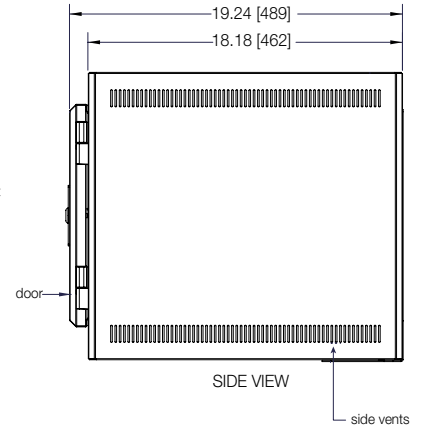




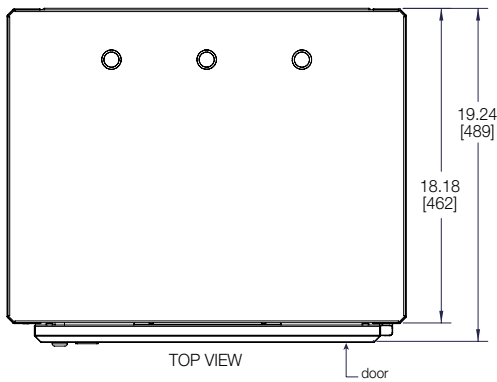
FRONT VIEW
(with door)



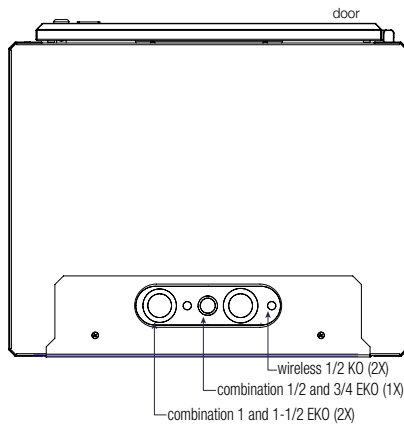
REAR VIEW
(with mounting bracket)



SIDE VIEW



TOP VIEW



BOTTOM VIEW