

LOWELL Manufacturing Company

Model Series: LGR---BAV

Spec No. 1162
REV. 02.05.14 (pg. 1/2)

Description:

The EIA/TIA compliant LGR---BAV Series gangable rack ships with the bundle of accessories listed below. Accessories are not installed but packaged separately. The rack is welded 16-ga. steel with seamless side-frame construction and 14-ga. steel bottom reinforced at load-bearing junctures. It's UL Listed (Standard 1678) and rated to support up to 3150 lbs. [1429 kg]. It includes a recessed rear door and two pair of adjustable mounting rails tapped 10-32. Black wrinkle powder epoxy finish. Rack and accessories are made in the U.S.A. except as noted.

Accessory Bundle:

- **Front Door No. LFD-44:** Surface-mount solid steel door with key lock extends 1" from frame. Mounts left or right.
- **Side Panels:** Lift-off panels with handles. *Note: side panels can be omitted from bundle by adding "LSP" as a suffix to the model number.*
- **Fan Panel No. FT1-7:** 7U panel with a 10" [254mm] turbo fan
- **Thermostat No. FTC-1:** Controls operation of fan. 10"L x 3"W x 3"H [254mm x 76mm x 76mm].
- **Horizontal Cable Managers:** 14-gauge steel bar with slots measures 19" x .625" [483mm x 16mm]. Two styles:
 - No. CMBS: Straight bars (4 qty)
 - No. CMBS-4: 4" [102mm] offset bars (2 qty)
- **Vertical Cable Manager No. CMV3-44:** One 16-ga. steel bar with velcro post tie, round / square punches. 3.25"W [83mm]
- **Velcro Cable Wraps No. VCW-12:** Bag of 12.
- **Power Strip No. ACS-2024:** Measures 70"L x 1-5/8"H x 1-3/8"D [1778mm x 41mm x 35mm]. Features 16 (15A) and 8 (20A) outlets, transient voltage surge suppression, LED indicator, circuit breaker, 12-ft. [3658mm] attached cord with NEMA 5-20P plug. UL Listed. Imported.
- **Leg Levelers No. LL:** Set of four heavy-duty leg levelers.
- **Extra Screws No. RSP-25:** Two extra 25-piece bags.

A&E Specifications:

The UL Listed gangable rack shall be Lowell Model No. _____, measuring 23.06"W x _____"D x 83.13"H [586mm x _____mm x 2112mm] with 44U panel space for mounting 19"W [483mm] E.I.A. components. Rack shall include a vented rear door, solid top closure panels and two pair of adjustable mounting rails that tapped 10-32. Construction shall be 16-gauge US certified steel with seamless side-frame construction and 14-ga. steel bottom reinforced at load-bearing junctures. Rack shall include compound knockouts on top for conduit size 2"-1" and 1.5"-1" [51–25mm and 38-25mm], 0.5" [13mm] knockouts for BNC wireless antennas, and a 10U top opening with integral E.I.A. rack rail to accept 19"W [483mm] accessories. Solid closure panels for top shall be included. Bottom shall have provisions for leg levelers (included in accessory bundle) and anchors (not included). Rack shall have 2" [51mm] dia. holes top to bottom along rear side for cable management and 4" x 1.5" [102 x 38mm] obround openings front to rear along bottom. Rear frame shall include removable knockout panels for passage of large cable bundles above and below the rear door. Knockout panels shall have .5" [13mm] knockouts and compound knockouts for conduit size .75"-.5" and 1.5"-1" [19–13mm and 38-25mm]. Front shall have vents above and below door opening. Finish shall be black wrinkle powder epoxy. Rack shall include a bundle of accessories (not installed) including: solid steel front door, side panels, 7U fan panel with 10" [254mm] turbo fan, thermostat, 20A power strip with 24 outlets, horizontal and vertical cable managers, velcro cable wraps and leg levelers and two extra bags of PilotPoint™ screws.



ACCESSORY BUNDLE:

Turbo Fan Panel



Horizontal Cable Managers



Thermostat



Leg Levelers



Velcro Cable Wraps



Extra Rack Screws



Power Strip



Solid Front Door



Side Panels

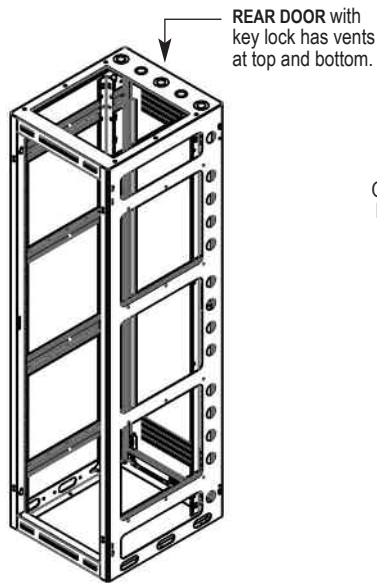


Vertical Cable Manager

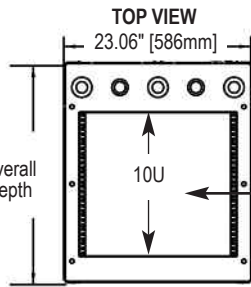
Model No.	Description	Overall Depth	Front Door	Side Panels*	Fan Panel	Thermostat	Cable Managers	Cable Wraps	Leg Levelers	Power Strip	Rack Screws
LGR-4427-BAV	44U LGR rack w accessory bundle	27 in / 686 mm	1	1 pr	1	1	7 total	12	4	1 20A	2 extra bags
LGR-4432-BAV	44U LGR rack w accessory bundle	32 in / 813 mm	1	1 pr	1	1	7 total	12	4	1 20A	2 extra bags

* Side panels can be omitted from bundle by adding "LSP" to the model no. (ex. LGR-4427-BAV-LSP). One rack unit (RU or U) = 1.75 inches or 44.45 mm. Some measurements have been rounded.


RACK



REAR DOOR with key lock has vents at top and bottom.




Overall Depth



BOTTOM VIEW

KNOCKOUTS FOR CONDUIT

Three 2.0-1.0 inch [51-25mm], two 1.5-1.0 inch [38-25mm], plus four 0.5 inch [13mm] knockouts for BNC style wireless antennas. The extra deep 6" [152mm] knockout plane provides room to use a Greenlee-style punch for 4" [102mm] conduit.



TOP CLOSURE PANELS

During shipping, two solid panels (3U, 7U) are mounted to rack front for extra stability. Panels can be used as flush closure panels in the 10U EIA opening on top, or you can use the 7U fan panel (from accessory bundle) in place of the 7U solid panel.

ACCESSORY BUNDLE

LFD-44
solid front door

Side panels can be omitted from the bundle by adding "LSP" as a suffix to the model number

FTC-1
thermostat

10" [254mm] x 9.50" [241mm]

12-ft. [3658mm] cord

70"

3.25" [83mm]

77"

ACS-2024
power strip

CMV3-44
vertical cable manager

19" [483mm]

CMBS
horizontal cable manager

19" [483mm]

CMBS-4
offset horizontal cable manager

4" [102mm]

19" [483mm]

7U

FT1-7
fan panel

Not pictured: rack screws, leg levelers, velcro cable wraps.